



FKCC Fact Book 2017





Florida Keys Community College Fact Book 2017

FKCC Locations:

Main Campus
William A. Seeker Campus
5901 College Road
Key West, FL 33040
(305) 296-9081

Middle Keys Center
at Marathon High School
900 Sombrero Beach Road
Marathon, FL 33050
(305) 743-2133

Upper Keys Center
at Coral Shores High School
89951 US Highway 1
Tavernier, FL 33070
(305) 852-8007

President

Dr. Jonathan Gueverra

District Board of Trustees

Stephanie Scuderi, Chair

Kevin Madok, Vice Chair

Colonel John Domenech

Mike Puto

Elena Spottswood

Robert C. Stoky

Sheldon Suga

VP Academic Affairs

Brittany Snyder

The College will not tolerate any form of discrimination towards employees and applicants in its employment policies and practices on the basis of race, religion, gender, age, sexual orientation, marital status, national origin or disability.

Florida Keys Community College is accredited by the Commission on Colleges of the Southern Association of Colleges and Schools to award the associate degree. Contact the Commission on Colleges at 1866 Southern Lane, Decatur, Georgia 30033-4097 or call 404-679-4500 for questions about the accreditation of Florida Keys Community College.


www.fkcc.edu



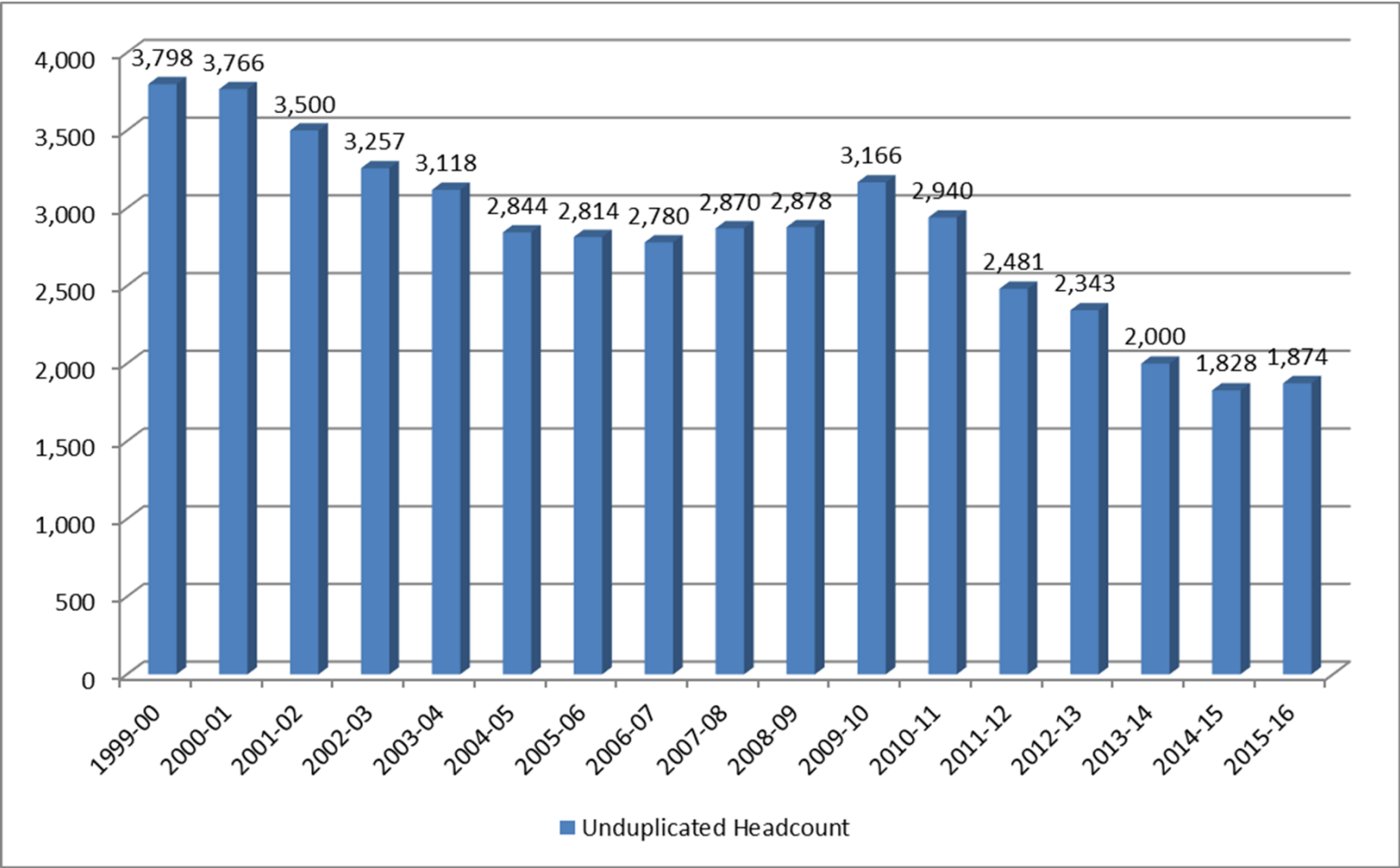
Table of Contents

FKCC Student Headcount Enrollment	5	Financial Information	31
FCS: Ethnicity Headcount Enrollment	6	FKCC & FCS: Annual Cost Analysis 2012-13	32
FKCC: Ethnicity Headcount Enrollment	7	Longitudinal Cost Analysis by Function	33
FCS: Minority Headcount Enrollment	8	Longitudinal Expenditures by Function	34
FKCC: Minority Headcount Enrollment	9	Longitudinal Cost Analysis Expenditures	35
Longitudinal Headcount by Gender	10	FKCC & FCS Average: Full Cost Summary	36
Headcount by Ethnicity & Gender	11	FKCC Longitudinal Full Cost Summary Report	37
Headcount Enrollment by Program Area	12	Fees for Credit Programs for Resident Students	38
Headcount Enrollment for AA Program	13	Fees for Credit Programs for Non-Resident Students	39
		FKCC & FCS: Student Fee Comparison	40
		FKCC Resident & Non-Resident Fee Comparison	41
FKCC Program Completers	14		
Longitudinal Program Completers	15	Facilities	42
Program Completers for AA Degree	16	Sites, Inventory and Value	43
Program Completers for AS & AAS Degree	17		
Program Completers for PSAV Certificate	18	Learning Resources Center	44
Program Completers for PSV Certificate	19	Attendance	45
		Transactions	46
FKCC Employee Information	20	Interlibrary Loans	47
Headcount by Occupational Activity	21	Programs, Orientations, Workshops & Instruction	48
Employees by Gender and Ethnicity Fall 2013	22		
FKCC & FCS: Degree Level FT Instruction Personnel	23	Glossary	49
FKCC: FT Instructional Headcount	24		
FCS: FT Instructional Headcount	25		
FKCC: Instruction Headcount by Gender & Ethnicity	26		
FCS: Instruct. Headcount by Gender & Ethnicity	27		
FKCC & FCS: Average Instructional Salary	28		
FKCC: Average FT Instructional Salary	29		
FCS: Average FT Instructional Salary	30		

FKCC Student Headcount Enrollment



Florida Keys Community College: Unduplicated Headcount Enrollment 1999-00 through 2015-16

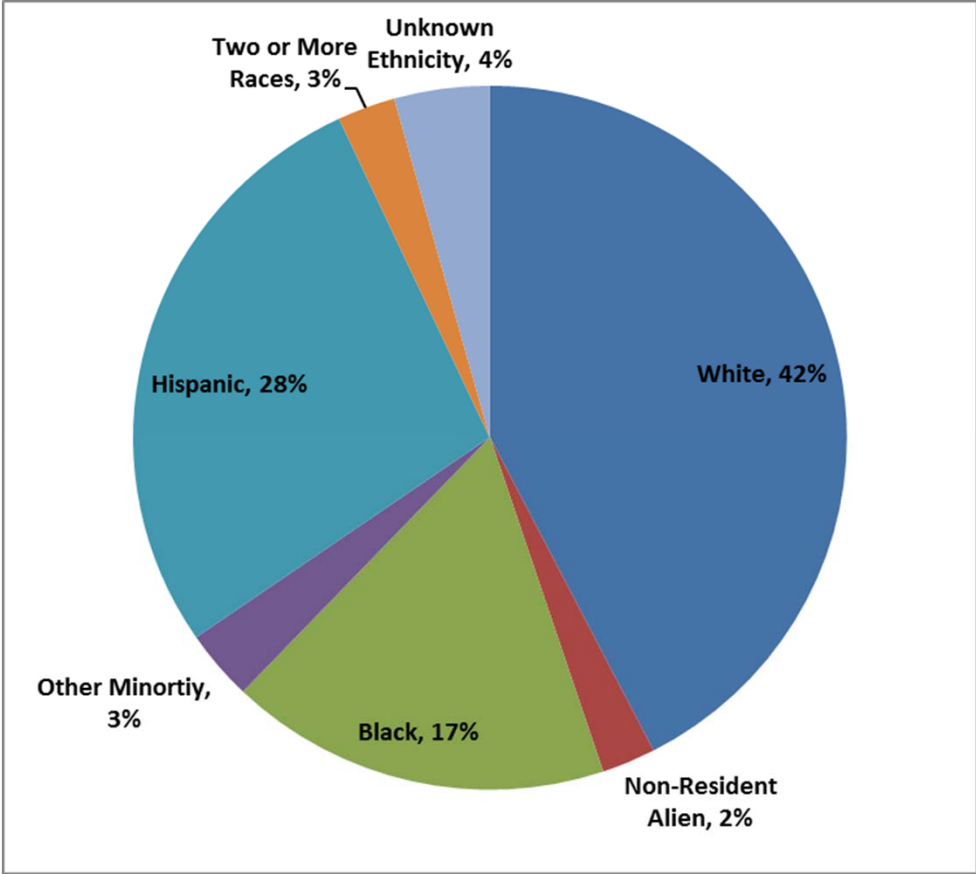


Source: FCS Fact Book

Florida College System: Ethnicity Headcount Enrollment Beginning of Term Fall 2016

Total Minority Enrollment = 51%

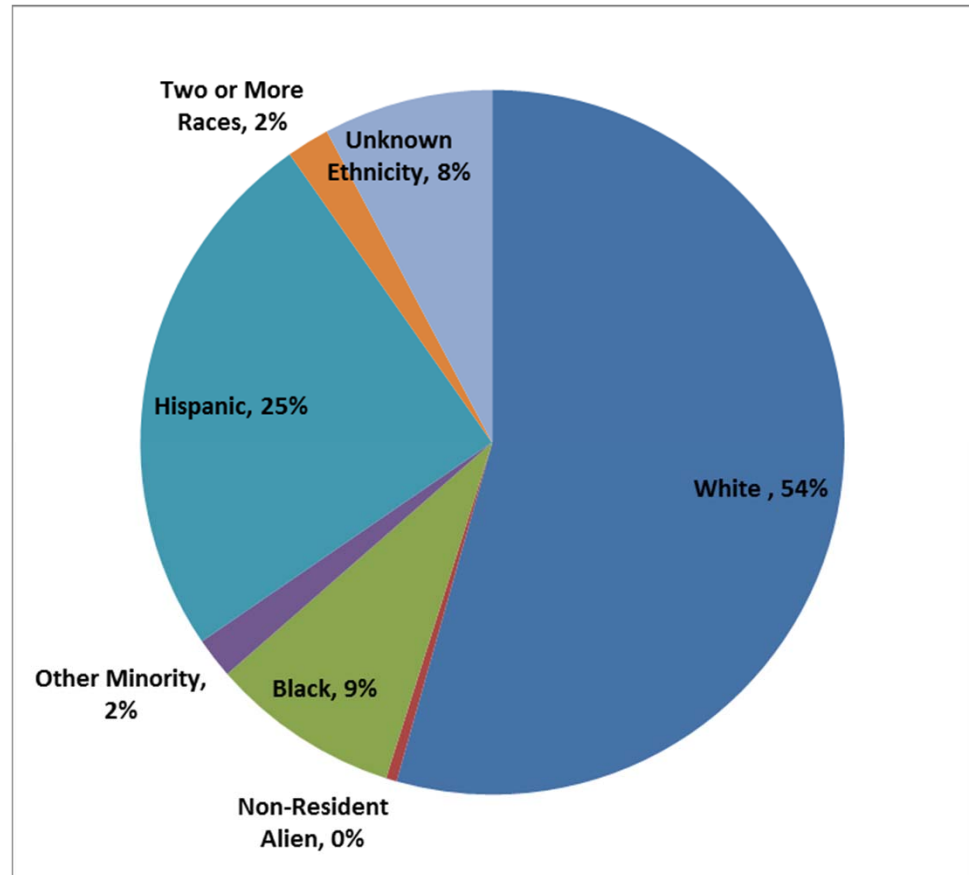
White	190,038
Non-Resident Alien	10,920
Black	77,531
Other Minority	14,443
Hispanic	123,866
Two or More Races	11,778
Unknown Ethnicity	19,386
Minority Total	227,618



Source: FCS Fact Book

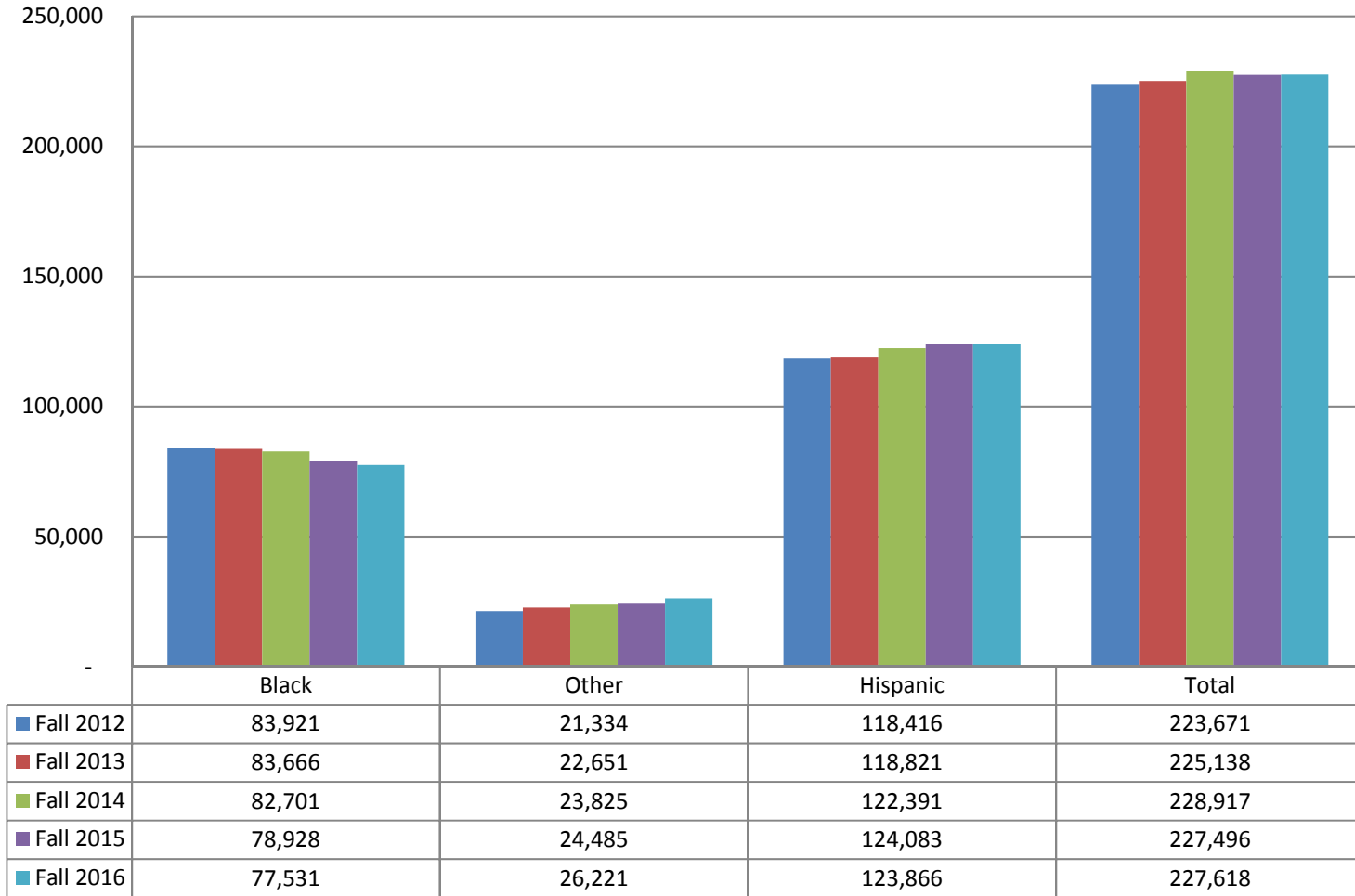
Florida Keys Community College: Ethnicity Headcount Enrollment Beginning of Term Fall 2016

Total Minority Enrollment = 37%	
White	551
Non-Resident Alien	5
Black	88
Other Minority	19
Hispanic	251
Two or More Races	20
Unknown Ethnicity	79
Minority Total	378



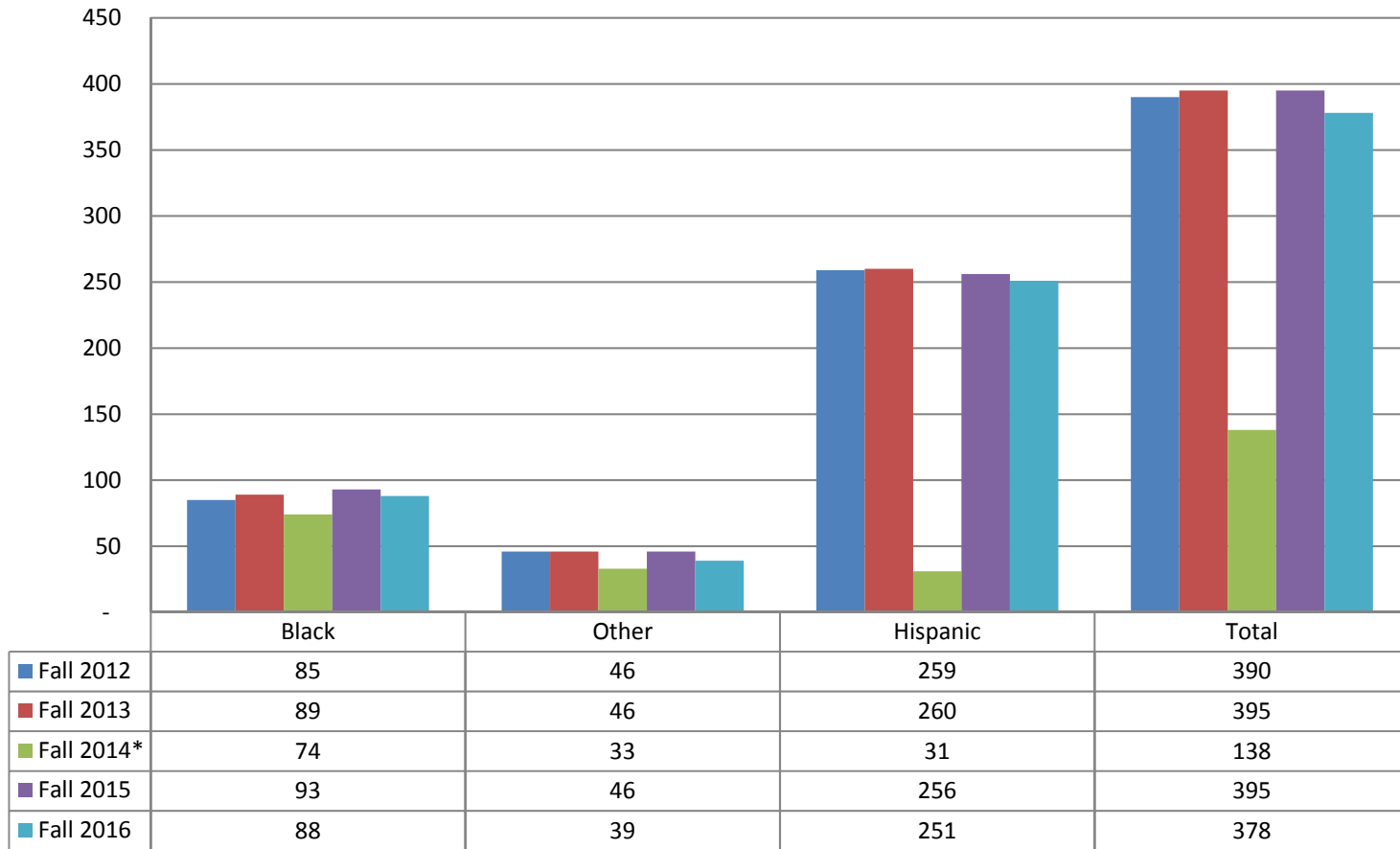
Source: FCS Fact Book

Florida College System: Minority Fall Headcount Enrollment Fall 2012 through Fall 2016



Source: FCS Fact Book

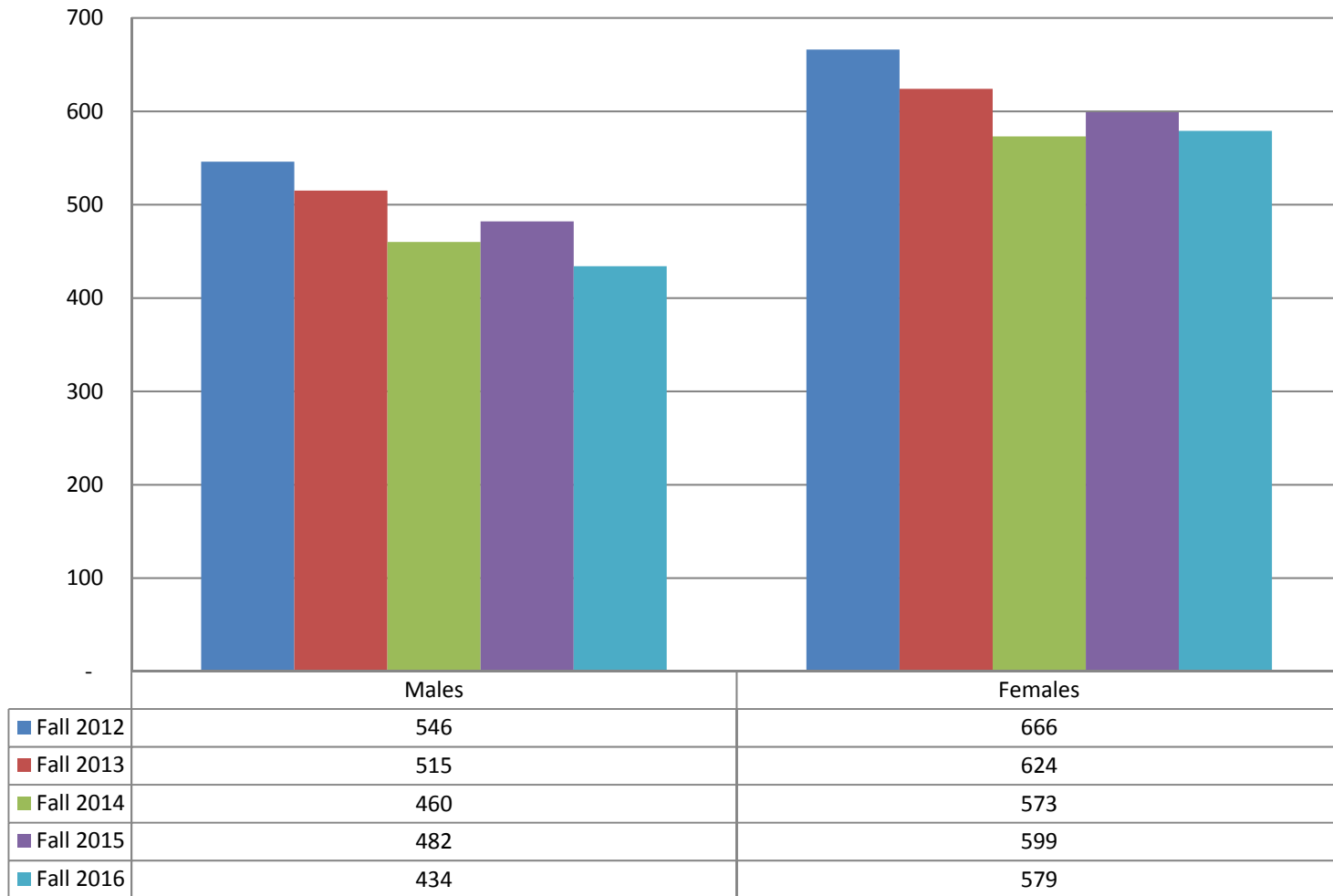
Florida Keys Community College: Minority Fall Headcount Enrollment Fall 2012 through Fall 2016



*A coding error in Fall 2014 resulted in an under-reporting of Hispanic students.

Source: FCS Fact Book

Florida Keys Community College: Headcount Enrollment by Gender Fall 2012 through Fall 2016



Source: FCS Fact Book

Florida Keys Community College:
Headcount Enrollment by Ethnicity and Gender
Beginning of Term Fall 2012 through Fall 2016

	Race/Ethnicity and Gender														Total	
	Non-Resident Alien		Black Non-Hispanic		Other (American Indian/Alaskan or Asian/Pacific Islander)		Two or More Races		Hispanic		White Non-Hispanic		Ethnicity Unknown		Female	Male
	F	M	F	M	F	M	F	M	F	M	F	M	F	M		
Fall 2012	2	4	42	43	14	14	11	7	134	125	433	332	30	21	666	546
Fall 2013	3	1	46	43	14	11	16	5	147	113	358	318	40	24	624	515
Fall 2014*	3	-	43	31	14	19	9	9	21	10	370	314	113	77	573	460
Fall 2015	3	1	50	43	14	11	10	11	153	103	318	270	51	43	599	482
Fall 2016	2	3	39	49	13	6	11	9	159	92	318	233	37	42	579	434

*A coding error in Fall 2014 resulted in an under-reporting of Hispanic students.

Source: FCS Fact Book

Florida Keys Community College: Headcount Enrollment by Program Area

Degree	2011-12	2012-13	2013-14	2014-15	2015-16	% Change 14-15 to 15-16
Associate in Arts	1,032	982	835	686	740	8%
EPI	-	-	-	-	-	-
College and Vocational Preparatory	347	318	253	175	173	-1%
Associate in Science	597	574	541	498	494	-1%
Post-Secondary Vocational	104	90	111	78	80	3%
Post-Secondary Adult Vocational	73	70	66	58	77	33%
Continuing Workforce Education*	428	451	299	262	395	51%
Recreation and Leisure	560	447	383	368	324	-12%
Other (1) & (2)	328	322	237	242	244	1%
Total (Duplicated)	3,469	3,254	2,725	2,367	2,527	7%
Total (Unuplicated)	2,413	2,343	2,000	1,828	1,885	3%

Note:

- (1) These figures reflect students awaiting enrollment in limited access programs, students enrolled in apprenticeship courses, and students who are enrolled in courses related to employment, as general freshman or for other personal objectives.
- (2) There may be some duplication between major program areas.
- (3) Unduplicated headcount represents the unduplicated number of students, excluding recreation and leisure.

*Continuing Workforce Education (CWE) was formerly Supplemental Vocational.

Source: FCS Fact Book

Florida Keys Community College:
 Headcount Enrollment for **Associate in Arts** Degree Program
 by Ethnicity/Special Populations
 2011-12 through 2015-16

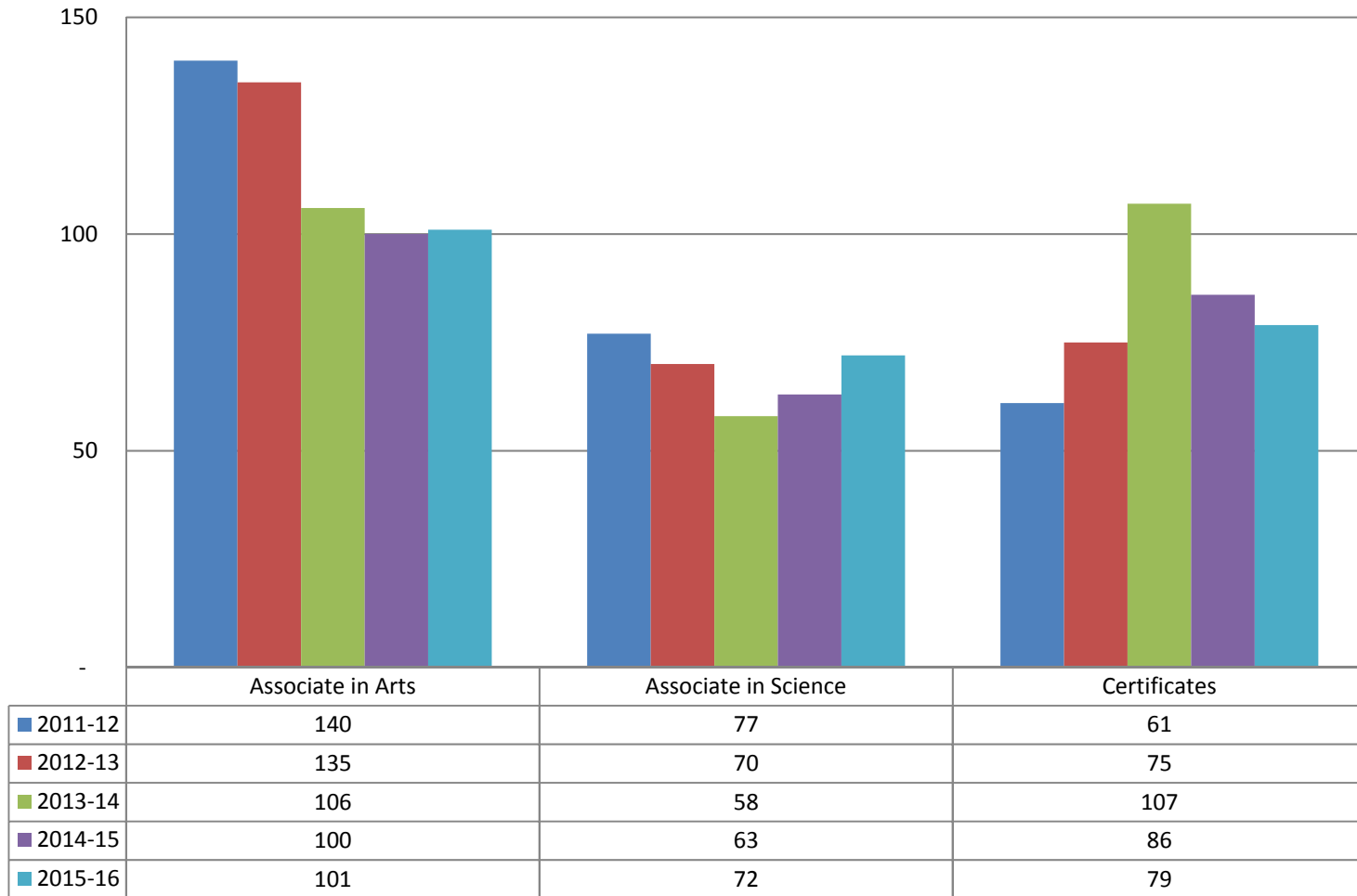
Year	Race/Ethnicity and Gender																	Special Populations			
	Non-Resident Alien		Asian		American Indian		Black		Hispanic		White		Pacific Islander		Two or More Races		U n k n o w n	Total	Disabled	Limited English Proficiency	Disadvantaged Economically/Academically
	F	M	F	M	F	M	F	M	F	M	F	M	F	M	F	M					
2011-12	4	5	12	12	6	2	55	41	118	88	369	248	0	0	8	5	59	1,032	32	48	554
2012-13	1	5	10	12	8	0	51	39	134	88	349	234	0	0	13	4	34	982	31	43	516
2013-14	3	1	9	4	6	1	46	43	64	37	310	222	1	0	14	7	67	835	39	39	441
2014-15	1	0	7	6	2	1	33	26	96	43	234	155	0	1	11	6	64	686	38	26	356
2015-16	3	0	5	5	2	1	53	38	134	69	235	145	1	1	11	8	29	740	36	27	407

Source: FCS Fact Book

FKCC Program Completers



Florida Keys Community College: Program Completers 2011-12 through 2015-16



Source: FCS Fact Book

Florida Keys Community College:
 Program Completers for **Associate in Arts** Degree
 by Ethnicity/Special Populations
 2011-12 through 2015-16

Year	Race/Ethnicity and Gender																		Special Populations		
	Non-Resident Alien		Asian		American Indian		Black		Hispanic		White		Pacific Islander		Two or More Races		U n k n o w n	Total	Disabled	Limited English Proficiency	Disadvantaged Economically/Academically
	F	M	F	M	F	M	F	M	F	M	F	M	F	M	F	M					
2011-12	1	1	1	1	2	0	9	3	14	9	60	31	0	0	0	0	8	140	7	4	49
2012-13	0	1	0	4	1	0	6	1	16	13	53	36	0	0	1	1	2	135	7	8	55
2013-14	1	0	1	0	0	0	5	4	10	2	44	30	0	0	4	0	5	106	5	5	42
2014-15	0	0	1	0	2	0	1	1	7	5	43	26	0	0	2	0	12	100	7	1	40
2015-16	0	0	1	3	0	0	7	4	18	8	32	24	0	0	1	0	3	101	3	3	56

Source: FCS Fact Book

Florida Keys Community College:
 Program Completers for **Associate in Science and Associate in Applied Science**
 Degree by Ethnicity/Special Populations
 2011-12 through 2015-16

Year	Race/Ethnicity and Gender																		Special Populations		
	Non-Resident Alien		Asian		American Indian		Black		Hispanic		White		Pacific Islander		Two or More Races		U n k n o w n	Total	Disabled	Limited English Proficiency	Disadvantaged Economically/Academically
	F	M	F	M	F	M	F	M	F	M	F	M	F	M	F	M					
2011-12	1	0	1	1	1	0	8	0	4	7	31	18	0	0	0	0	5	77	7	0	38
2012-13	0	0	0	0	1	0	1	1	10	4	32	13	0	0	0	0	8	70	6	0	41
2013-14	1	0	0	0	0	0	2	0	4	2	20	21	0	0	0	2	6	58	7	0	33
2014-15	0	0	1	1	0	0	0	2	8	3	29	12	0	0	0	0	7	63	7	2	27
2015-16	0	0	1	0	0	0	3	2	9	3	26	23	0	0	2	0	3	72	1	1	45

Source: FCS Fact Book

Florida Keys Community College:
 Program Completers for **Postsecondary Adult Vocational Certificate**
 by Ethnicity/Special Populations
 2011-12 through 2015-16

Year	Race/Ethnicity and Gender																	Special Populations			
	Non-Resident Alien		Asian		American Indian		Black		Hispanic		White		Pacific Islander		Two or More Races		U n k n o w n	Total	Disabled	Limited English Proficiency	Disadvantaged Economically/Academically
	F	M	F	M	F	M	F	M	F	M	F	M	F	M	F	M					
2011-12	0	0	0	0	0	0	0	4	2	14	3	2	0	0	0	0	0	25	0	0	12
2012-13	0	0	0	2	0	0	1	3	5	7	11	16	0	0	0	0	1	46	0	3	5
2013-14	0	0	0	0	0	0	1	7	1	13	1	16	0	0	1	0	2	42	0	2	15
2014-15	0	0	1	1	0	0	0	2	8	3	29	12	0	0	0	0	7	63	7	2	27
2015-16	0	0	1	0	0	0	2	0	0	9	8	14	0	0	0	0	0	34	1	1	11

Source: FCS Fact Book

Florida Keys Community College:
Program Completers for **Postsecondary Vocational Certificate**
by Ethnicity/Special Populations
2011-12 through 2015-16

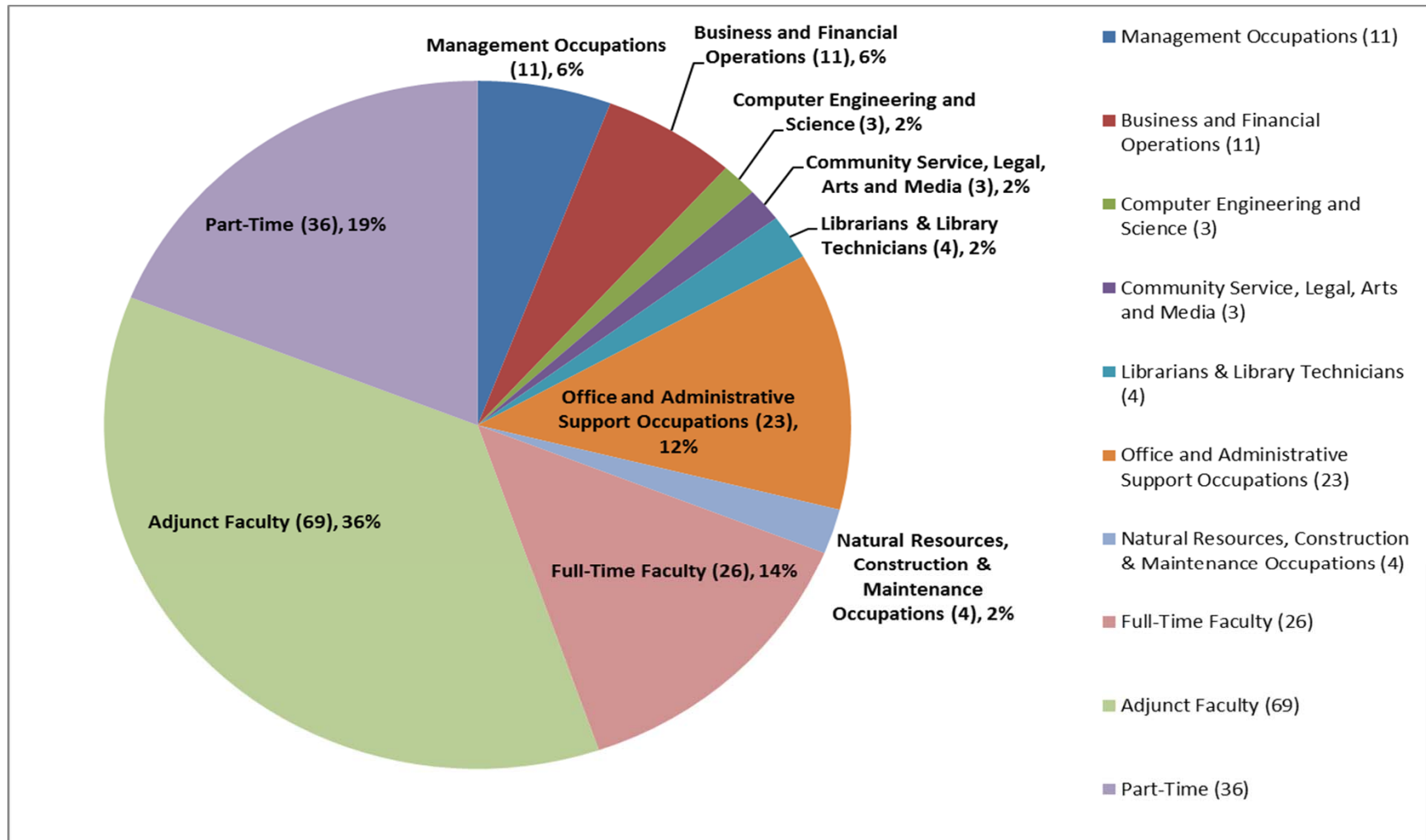
Year	Race/Ethnicity and Gender																	Special Populations			
	Non-Resident Alien		Asian		American Indian		Black		Hispanic		White		Pacific Islander		Two or More Races		U n k n o w n	Total	Disabled	Limited English Proficiency	Disadvantaged Economically/Academically
	F	M	F	M	F	M	F	M	F	M	F	M	F	M	F	M					
2011-12	0	0	0	0	0	1	1	3	0	4	12	14	0	0	0	0	1	36	3	2	20
2012-13	0	0	0	0	0	0	0	0	3	7	8	11	0	0	0	0	0	29	2	0	12
2013-14	0	0	0	0	0	0	0	1	0	2	19	34	0	0	1	0	8	65	11	1	27
2014-15	0	0	0	0	0	0	0	1	0	2	17	21	0	0	0	0	1	42	0	0	23
2015-16	0	0	0	0	0	0	4	2	1	0	12	25	0	0	0	1	0	45	3	0	18

Source: FCS Fact Book

Employee Information

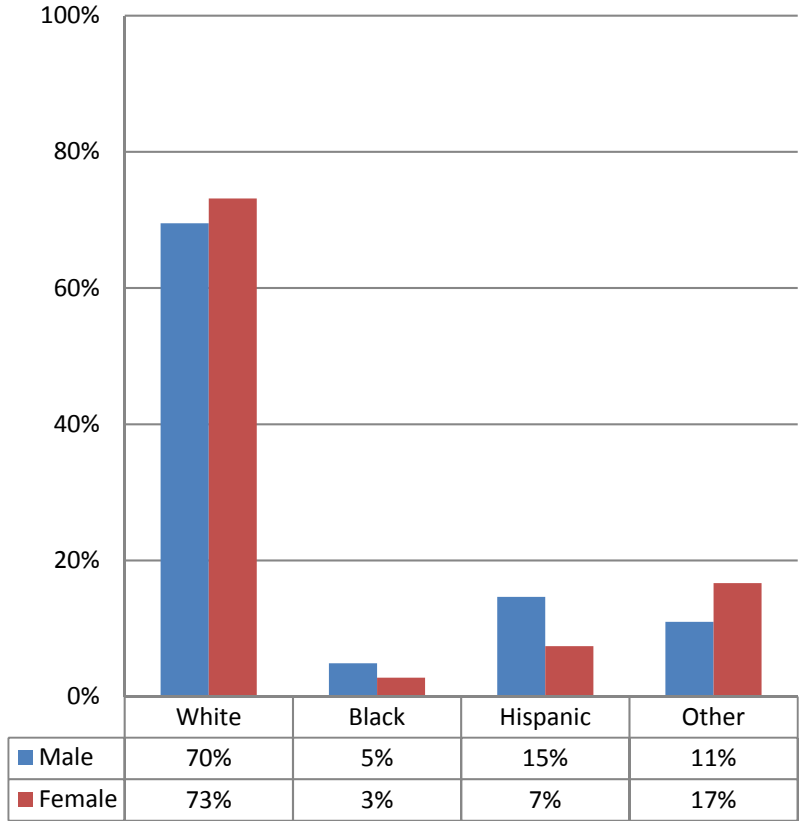
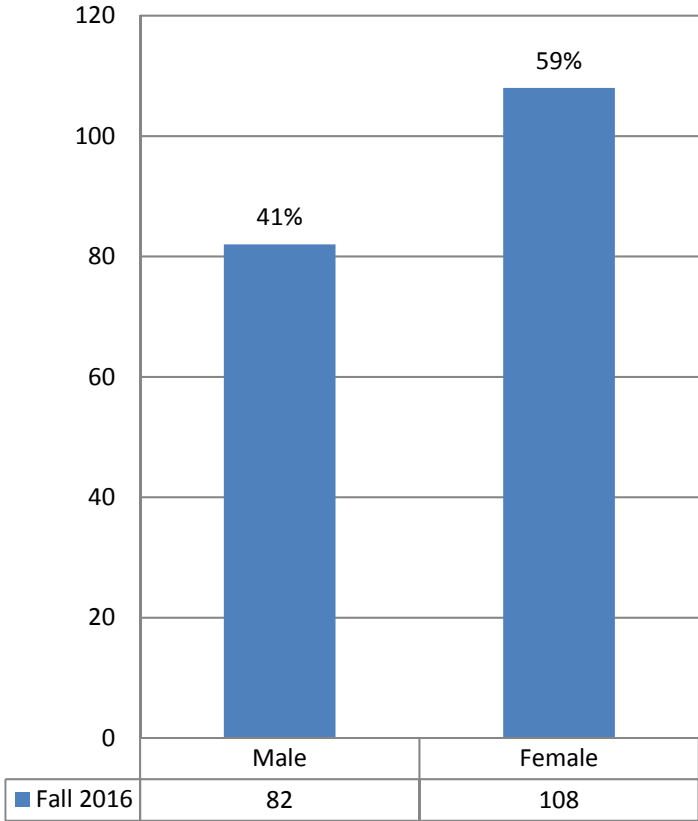


Florida Keys Community College: Employee Headcount by Position/Classification Fall 2016



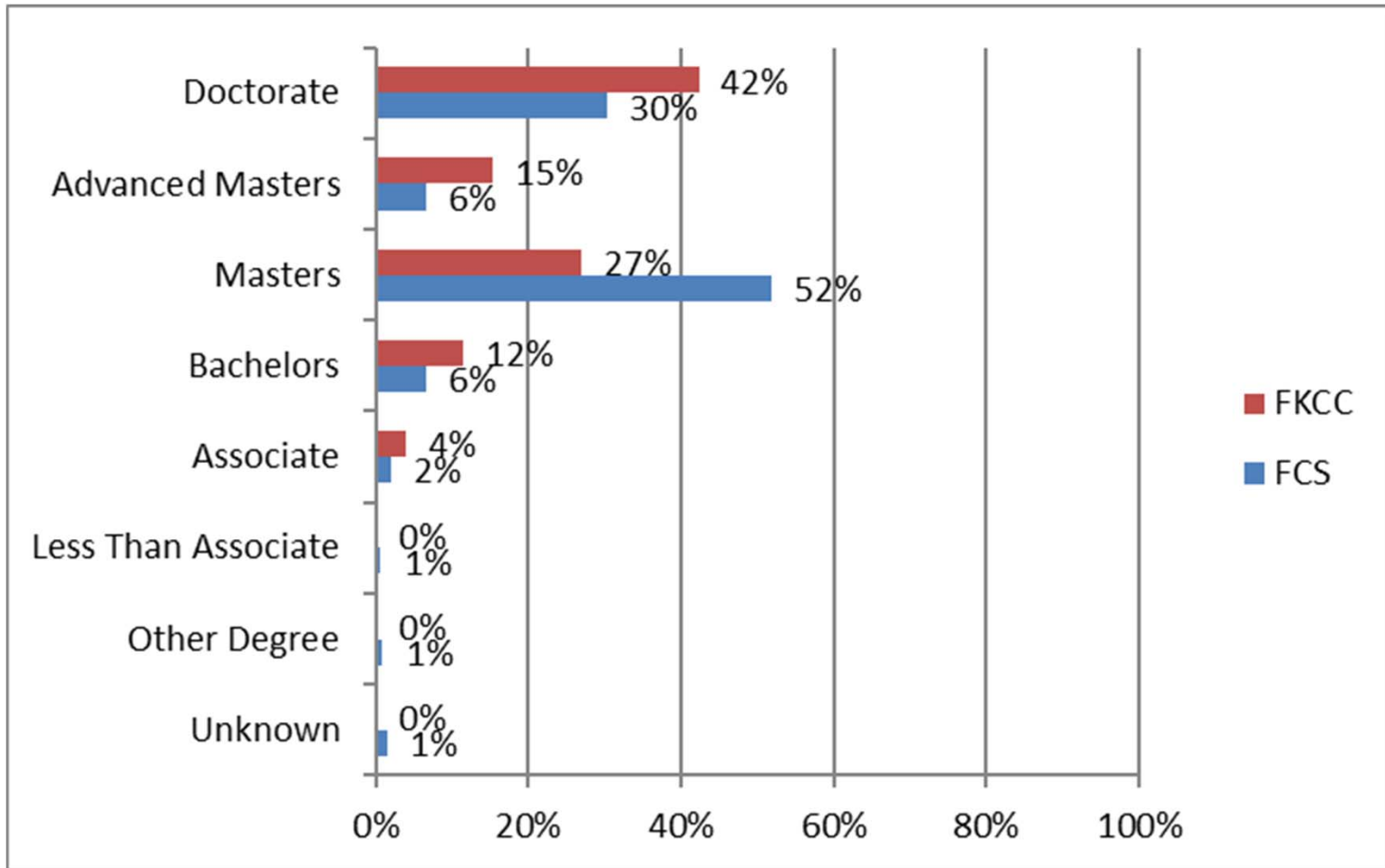
Source: Annual Personnel Report 2016

Florida Keys Community College: All Employees by Gender and Ethnicity Fall 2016



Source: Annual Personnel Report 2016

Degree Level of Full-Time Instructional Personnel for FKCC and FCS Fall 2016



Source: FCS Fact Book

Florida Keys Community College:
Full-Time Instructional Personnel
Degree Level Headcount Fall 2016

	Doctorate		Masters + 30		Masters		Bachelors		Associate		Less Than Associate		Other Degree		Unknown		Total
	#	%	#	%	#	%	#	%	#	%	#	%	#	%	#	%	
Fall 2012	8	29%	10	36%	5	18%	2	7%	2	7%	0	0%	1	4%	0	0%	28
Fall 2013	8	36%	7	32%	1	5%	2	9%	2	9%	0	0%	1	5%	1	5%	22
Fall 2014	12	48%	6	24%	4	16%	2	8%	1	4%	0	0%	0	0%	0	0%	25
Fall 2015	13	52%	5	20%	3	12%	3	12%	1	4%	0	0%	0	0%	0	0%	25
Fall 2016	11	42%	4	15%	7	27%	3	12%	1	4%	0	0%	0	0%	0	0%	26

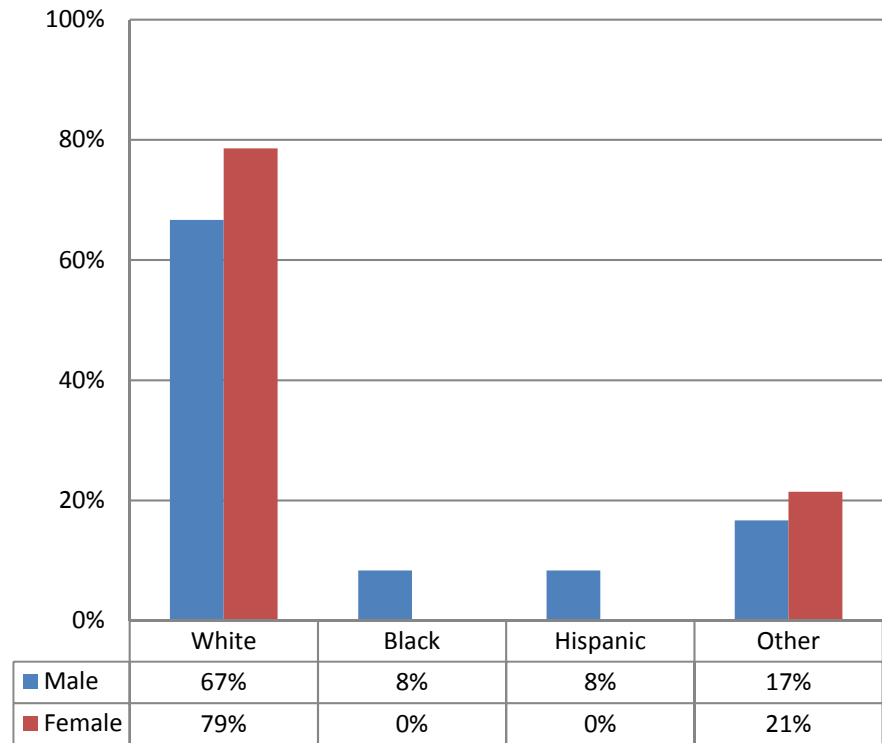
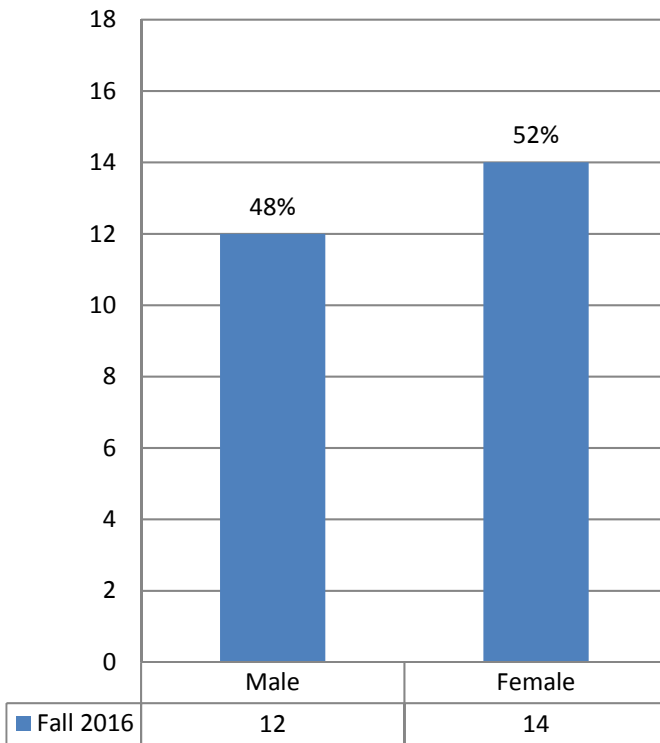
Note: Full-time faculty with contracts less than 2 terms are not included.
Source: FCS Fact Book

Florida College System:
Full-Time Instructional Personnel
Degree Level Headcount Fall 2016

	Doctorate		Masters + 30		Masters		Bachelors		Associate		Less Than Associate		Other Degree		Unknown		Total
	#	%	#	%	#	%	#	%	#	%	#	%	#	%	#	%	
Fall 2012	1,638	28%	419	7%	3,234	56%	284	5%	107	2%	24	0%	26	0%	29	1%	5,761
Fall 2013	1,674	28%	402	7%	3,188	54%	412	7%	115	2%	27	0%	70	1%	37	1%	5,925
Fall 2014	1,755	29%	410	7%	3,150	53%	393	7%	113	2%	33	1%	59	1%	61	1%	5,974
Fall 2015	1,817	30%	396	7%	3,163	52%	381	6%	112	2%	31	1%	55	1%	83	1%	6,038
Fall 2016	1,847	30%	394	6%	3,150	52%	394	6%	117	2%	33	1%	49	1%	90	1%	6,074

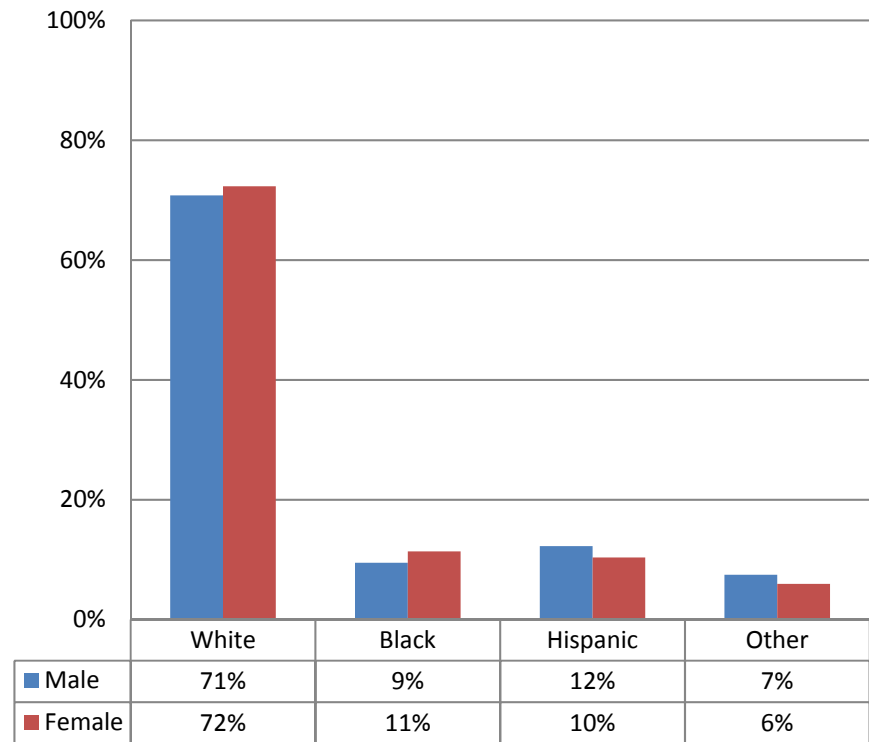
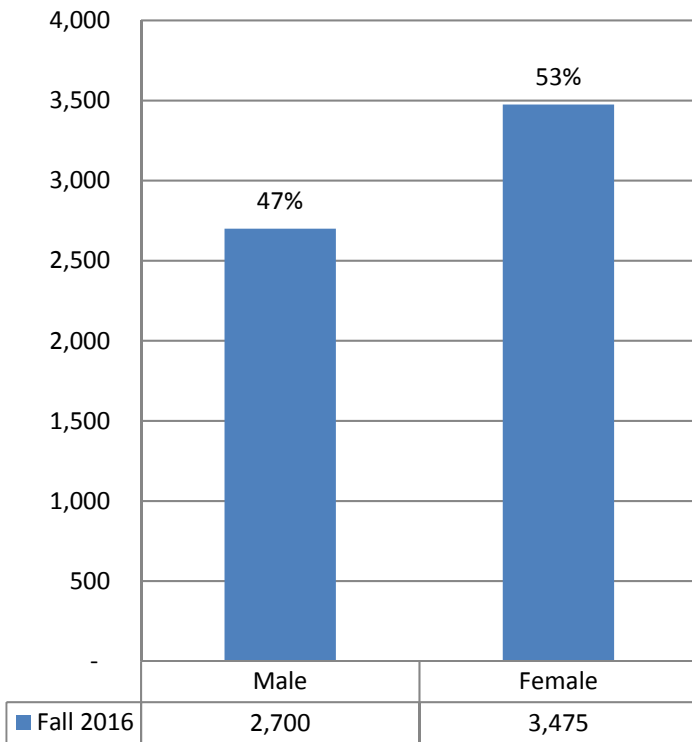
Note: Full-time faculty with contracts less than 2 terms are not included.
Source: FCS Fact Book

Florida Keys Community College: Full-Time Instructional Headcount by Gender and Ethnicity Fall 2016



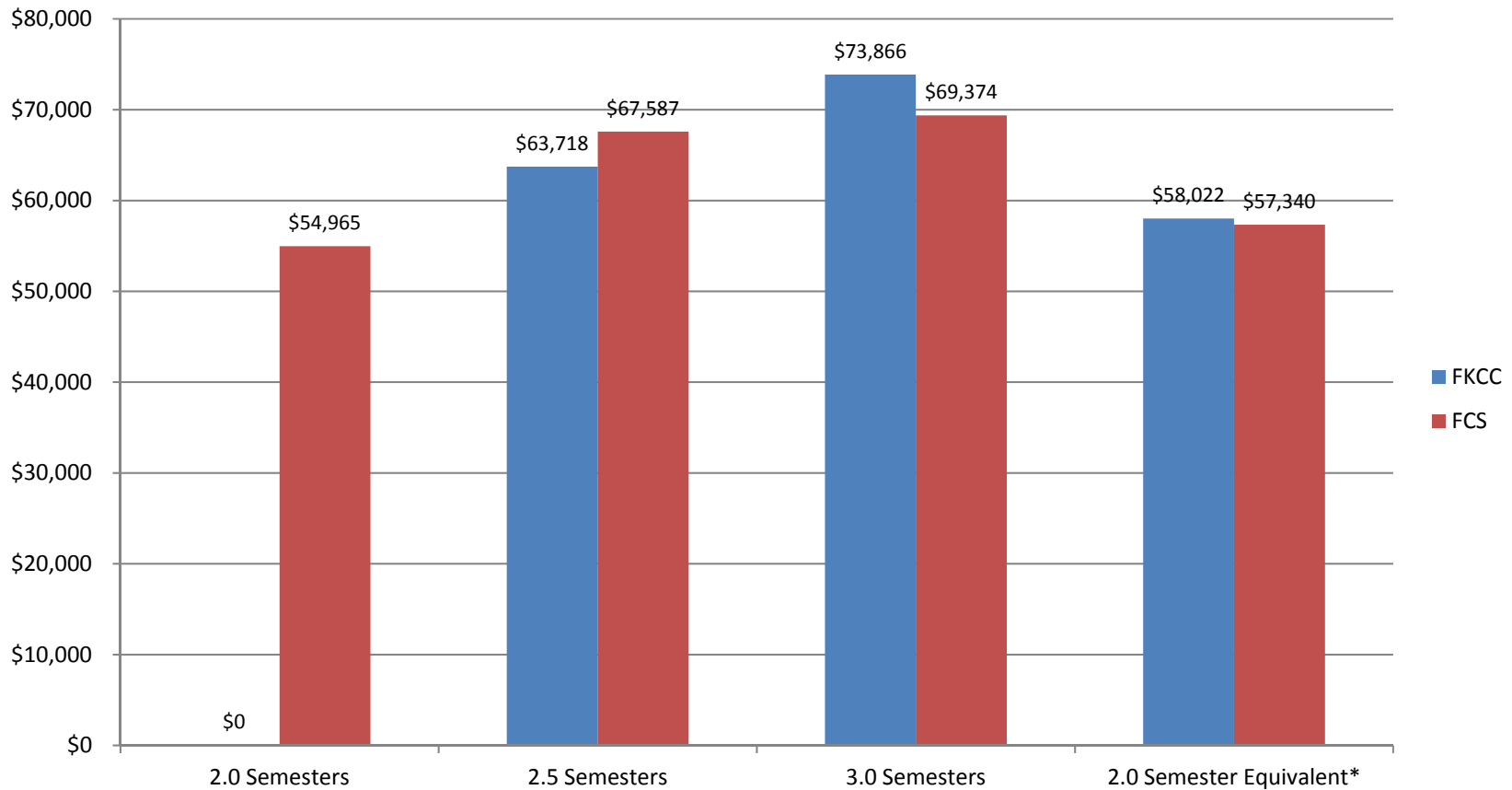
Source: Annual Personnel Report 2016

Florida College System: Full-Time Instructional Headcount by Gender and Ethnicity Fall 2016



Source: FCS Fact Book

Florida College System & Florida Keys Community College: Average Salary of Full-Time Instructional Personnel Fall 2016



*2.0 Semester Equivalents have been determined by the application of conversion factors to the 2.5 and 3.0 Semester Salaries. These contract periods have been adjusted in order to develop a salary composite for 2.0 semesters or nine months. This period is the nationally recognized basis for comparison. The federal standard factors of 0.909 and 0.818 have been respectively applied to 2.5 and 3.0 Semester Salaries. Full-time faculty with contracts less than 2 terms are not included. The number of days per term included in a contract may vary among colleges.

Source: FCS Fact Book

**Florida Keys Community College:
Average Salary of Full-Time Instructional Personnel
Fall 2012 through Fall 2016**

	2.0 Semesters		2.5 Semesters		3.0 Semesters		2.0 Semester Equivalent*		% Change
	Number	Salary	Number	Salary	Number	Salary	Number	Salary	
Fall 2012	1	\$59,990	26	\$62,766	1	\$69,632	28	\$57,162	-0.7%
Fall 2013	0	\$0	21	\$62,775	1	\$69,632	22	\$57,064	-0.2%
Fall 2014	0	\$0	24	\$63,536	1	\$69,632	25	\$57,728	1.2%
Fall 2015	0	\$0	24	\$64,147	1	\$71,025	25	\$58,307	1.0%
Fall 2016	0	\$0	25	\$63,718	1	\$73,866	26	\$58,022	-0.5%

*2.0 Semester Equivalents have been determined by the application of conversion factors to the 2.5 and 3.0 Semester Salaries. These contract periods have been adjusted in order to develop a salary composite for 2.0 semesters or nine months. This period is the nationally recognized basis for comparison. The federal standard factors of 0.909 and 0.818 have been respectively applied to 2.5 and 3.0 Semester Salaries. Full-time faculty with contracts less than 2 terms are not included. The number of days per term included in a contract may vary among colleges.

Florida College System: Average Salary of Full-Time Instructional Personnel Fall 2012 through Fall 2016

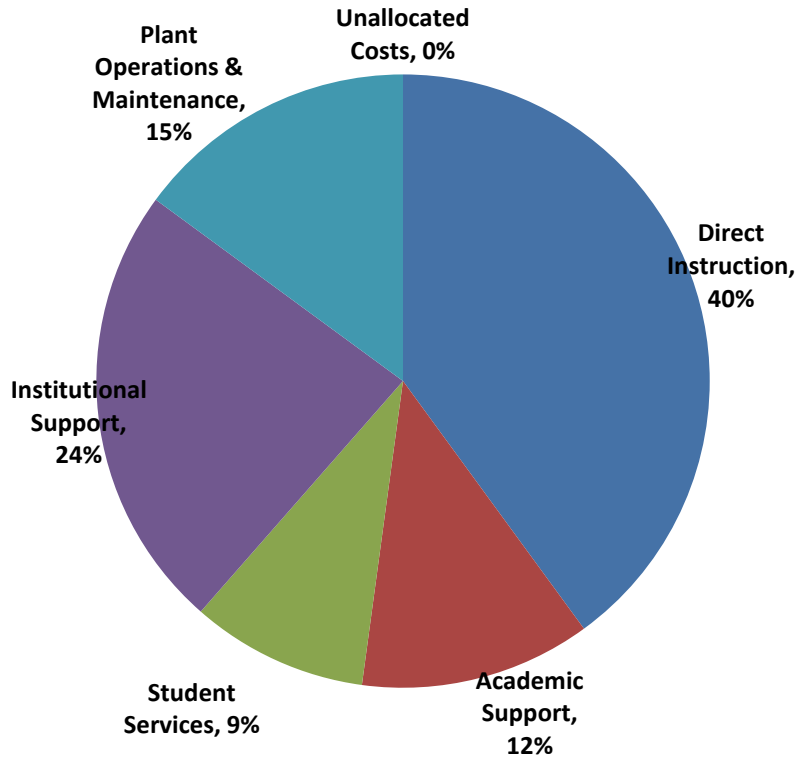
	2.0 Semesters		2.5 Semesters		3.0 Semesters		2.0 Semester Equivalent*		% Change
	Number	Salary	Number	Salary	Number	Salary	Number	Salary	
Fall 2012	3,392	\$54,000	1,771	\$64,047	598	\$65,070	5,761	\$55,219	1.2%
Fall 2013	3,479	\$53,961	1,846	\$65,509	600	\$65,978	5,925	\$55,706	0.9%
Fall 2014	3,477	\$54,203	1,848	\$66,523	649	\$65,553	5,974	\$56,081	0.7%
Fall 2015	3,554	\$54,750	1,964	\$67,380	520	\$69,106	6,038	\$57,020	1.7%
Fall 2016	3,519	\$54,965	2,101	\$67,587	454	\$69,374	6,074	\$57,340	0.6%

*2.0 Semester Equivalents have been determined by the application of conversion factors to the 2.5 and 3.0 Semester Salaries. These contract periods have been adjusted in order to develop a salary composite for 2.0 semesters or nine months. This period is the nationally recognized basis for comparison. The federal standard factors of 0.909 and 0.818 have been respectively applied to 2.5 and 3.0 Semester Salaries. Full-time faculty with contracts less than 2 terms are not included. The number of days per term included in a contract may vary among colleges.

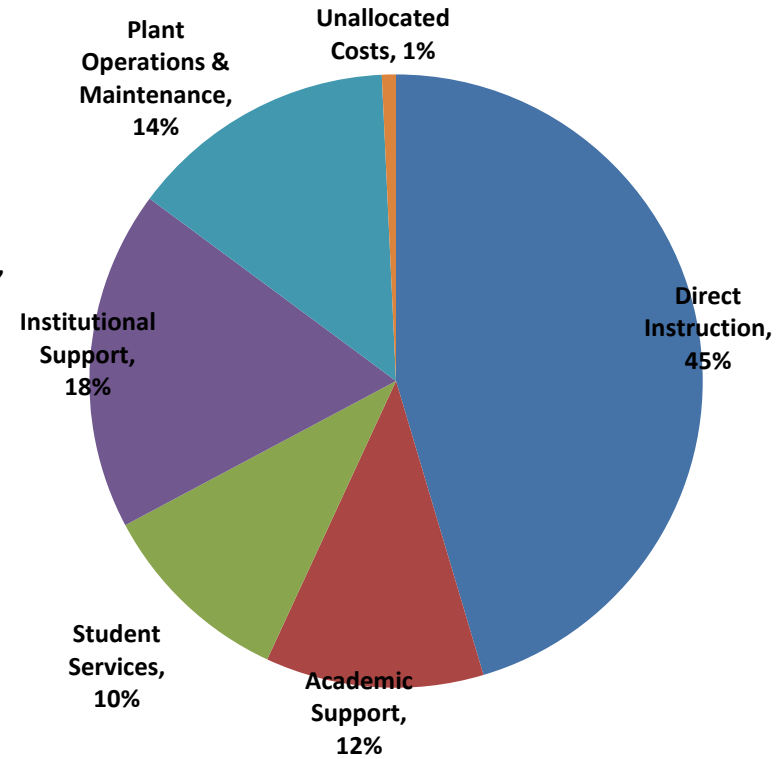
Financial Information



Florida College System & Florida Keys Community College: Annual Cost Analysis 2015-16



Florida Keys Community College



Florida College System Total

Source: FCS Fact Book

Florida Keys Community College:
Annual Cost Analysis
Percentage by Function 2011-12 through 2015-16

Year	Instructional Costs				Support Costs		Unallocated Costs	Total Costs
	Direct Instruction	Academic Support	Student Services	Total Instructional Costs	Institutional Support	Plant Operations & Maintenance		
2011-12	38.5%	13.7%	7.7%	59.9%	27.1%	13.1%	0.0%	100.0%
2012-13	39.9%	12.7%	8.4%	61.0%	25.4%	13.6%	0.0%	100.0%
2013-14	32.8%	12.9%	8.6%	54.3%	27.2%	18.5%	0.0%	100.0%
2014-15	35.6%	12.3%	8.9%	56.8%	26.9%	16.3%	0.0%	100.0%
2015-16	40.0%	12.2%	9.3%	61.5%	23.6%	14.9%	0.0%	100.0%

Source: FCS Fact Book

Florida Keys Community College:
Annual Cost Analysis
Expenditures by Function 2011-12 through 2015-16

Year	Instructional Costs				Support Costs		Unallocated Costs	Total Costs
	Direct Instruction	Academic Support	Student Services	Total Instructional Costs	Institutional Support	Plant Operations & Maintenance		
2011-12	\$3,819,924	\$1,359,540	\$762,534	\$5,941,998	\$2,685,459	\$1,294,683	\$0	\$9,922,140
2012-13	\$3,688,624	\$1,175,450	\$777,005	\$5,641,079	\$2,350,961	\$1,256,397	\$0	\$9,248,437
2013-14	\$3,257,204	\$1,277,644	\$855,630	\$5,390,478	\$2,699,552	\$1,839,965	\$0	\$9,929,995
2014-15	\$3,392,119	\$1,171,611	\$850,060	\$5,413,790	\$2,560,011	\$1,553,552	\$0	\$9,527,353
2015-16	\$3,924,559	\$1,196,819	\$914,635	\$6,036,013	\$2,318,648	\$1,466,110	\$0	\$9,820,771

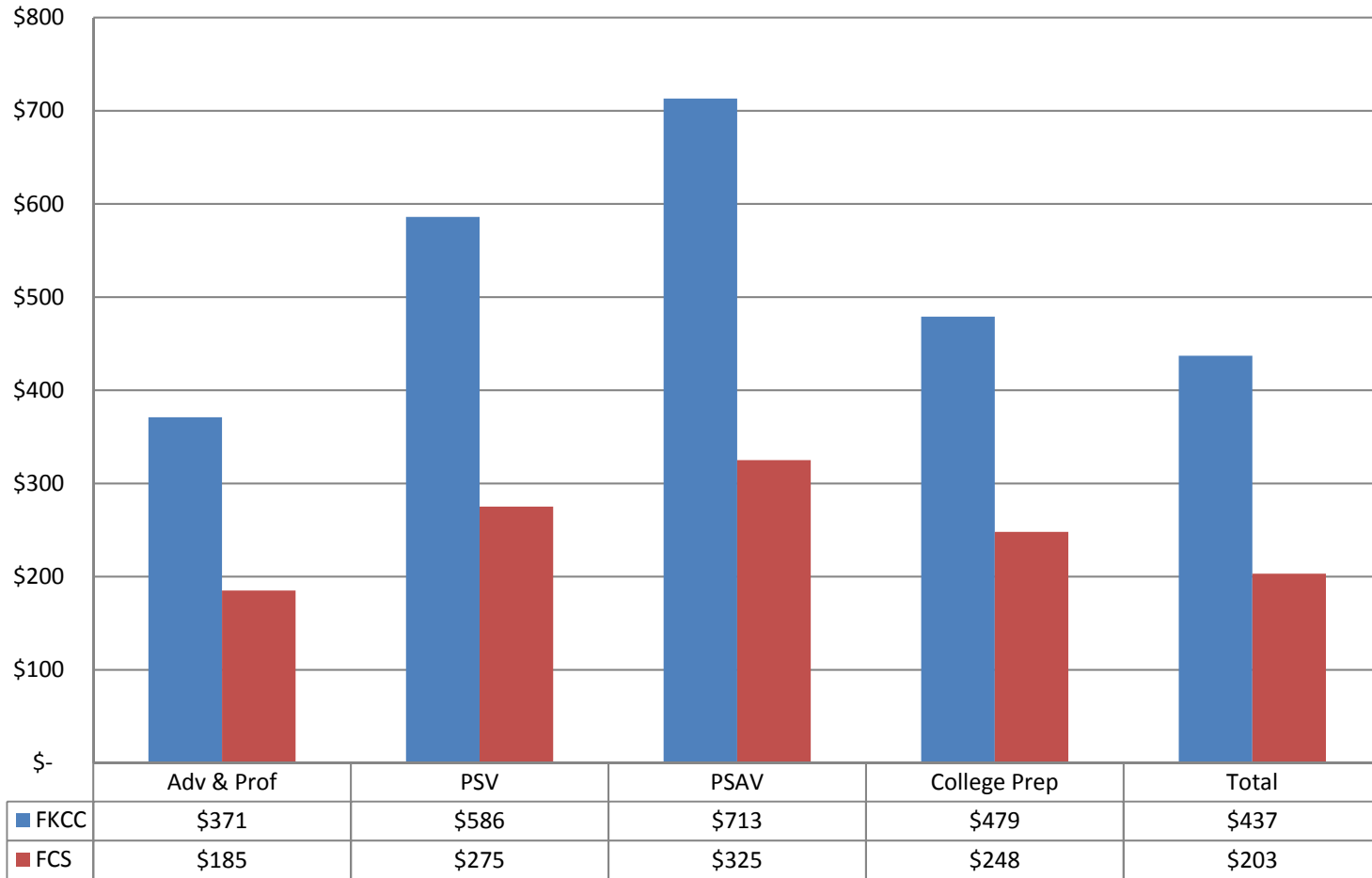
Source: FCS Fact Book

Florida Keys Community College:
Annual Cost Analysis
Expenditures by Category 2011-12 through 2015-16

Year	Personnel Costs			Expenses	Equipment	Total Costs
	Full-Time	Part-Time	Total			
2011-12	\$6,300,047	\$761,659	\$7,061,706	\$2,642,011	\$218,423	\$9,922,140
2012-13	\$6,018,776	\$796,479	\$6,815,255	\$2,405,284	\$27,898	\$9,248,437
2013-14	\$5,679,413	\$689,781	\$6,369,194	\$3,510,493	\$50,309	\$9,929,996
2014-15	\$5,856,909	\$703,511	\$6,560,420	\$2,963,934	\$3,000	\$9,527,354
2015-16	\$6,114,561	\$824,857	\$6,939,418	\$2,805,311	\$76,042	\$9,820,771

Source: FCS Fact Book

Florida Keys Community College & Florida College System: Full Cost Summary Report – Cost per Credit Hour by Program 2015-16



Source: FCS Fact Book

Florida Keys Community College Full Cost Summary Report
 Cost per Credit Hour by Program
 2011-12 through 2015-16

Year	Advanced & Professional	EPI	Postsecondary Vocational	Postsecondary Adult Vocational	College Preparatory	Total
2011-12	\$303	NA	\$449	\$667	\$303	\$346
2012-13	\$321	NA	\$493	\$217	\$324	\$351
2013-14	\$376	NA	\$494	\$611	\$417	\$408
2014-15	\$379	NA	\$538	\$798	\$447	\$431
2015-16	\$371	NA	\$586	\$713	\$479	\$437

Source: FCS Fact Book

Florida Keys Community College:
 Student Fees for Credit Programs – **Florida Resident**
 Fall 2012 through Fall 2016

Year	Tuition	Student Financial Aid Fee	Student Activity Fee	Capital Improvement Fee	Technology Fee	Total	Fees for Academic Year (30 Hours)
Fall 2012	\$82.78	\$4.14	\$8.28	\$9.88	\$4.14	\$109.22	\$3,276.60
Fall 2013	\$82.78	\$4.14	\$8.28	\$9.88	\$4.14	\$109.22	\$3,276.60
Fall 2014	\$82.78	\$4.14	\$8.28	\$9.88	\$4.14	\$109.22	\$3,276.60
Fall 2015	\$82.78	\$4.14	\$8.28	\$9.88	\$4.14	\$109.22	\$3,276.60
Fall 2016	\$82.78	\$4.14	\$8.28	\$9.88	\$4.14	\$109.22	\$3,276.60

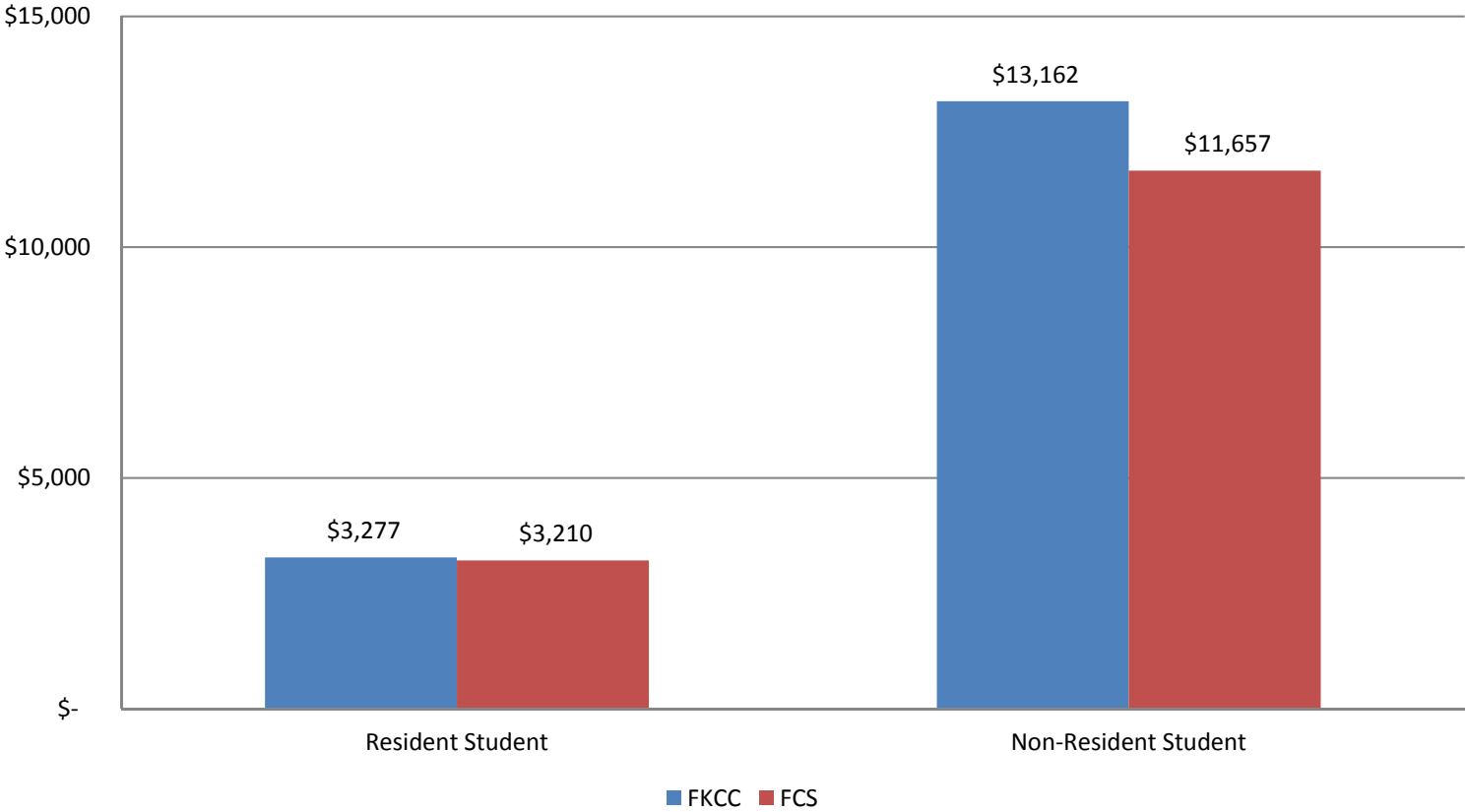
Source: FCS Fact Book

Florida Keys Community College:
 Student Fees for Credit Programs – **Non-Resident**
 Fall 2012 through Fall 2016

Year	Tuition	Out of State Fee	Student Financial Aid Fee	Student Activity Fee	Capital Improvement Fee	Technology Fee	Total	Fees for Academic Year (30 Hours)
Fall 2012	\$82.78	\$248.33	\$16.56	\$8.28	\$66.22	\$16.56	\$438.73	\$13,161.90
Fall 2013	\$82.78	\$248.33	\$16.56	\$8.28	\$66.22	\$16.56	\$438.73	\$13,161.90
Fall 2014	\$82.78	\$248.33	\$16.56	\$8.28	\$66.22	\$16.56	\$438.73	\$13,161.90
Fall 2015	\$82.78	\$248.33	\$16.56	\$8.28	\$66.22	\$16.56	\$438.73	\$13,161.90
Fall 2016	\$82.78	\$248.33	\$16.56	\$8.28	\$66.22	\$16.56	\$438.73	\$13,161.90

Source: FCS Fact Book

Florida Keys Community College & Florida College System: Student Fee Comparison for Credit Programs Resident and Non-Resident Fees Fall 2016



Source: FCS Fact Book

**Florida Keys Community College:
Resident and Non-Resident Student Fee Comparison for Credit Programs
Fall 2012 through Fall 2016**

Resident Students			Non-Resident Students		
Fall 2011	Fall 2012	% Change	Fall 2011	Fall 2012	% Change
\$3,074	\$3,277	6.6%	\$11,596	\$13,162	13.5%
Fall 2012	Fall 2013	% Change	Fall 2012	Fall 2013	% Change
\$3,277	\$3,277	0.0%	\$13,162	\$13,162	0.0%
Fall 2013	Fall 2014	% Change	Fall 2013	Fall 2014	% Change
\$3,277	\$3,277	0.0%	\$13,162	\$13,162	0.0%
Fall 2014	Fall 2015	% Change	Fall 2014	Fall 2015	% Change
\$3,277	\$3,277	0.0%	\$13,162	\$13,162	0.0%
Fall 2015	Fall 2016	% Change	Fall 2015	Fall 2016	% Change
\$3,277	\$3,277	0.0%	\$13,162	\$13,162	0.0%

Source: FCS Fact Book

FKCC Facilities



Florida Keys Community College:
Facility Sites, Inventory, and Value
2011-12 through 2015-16

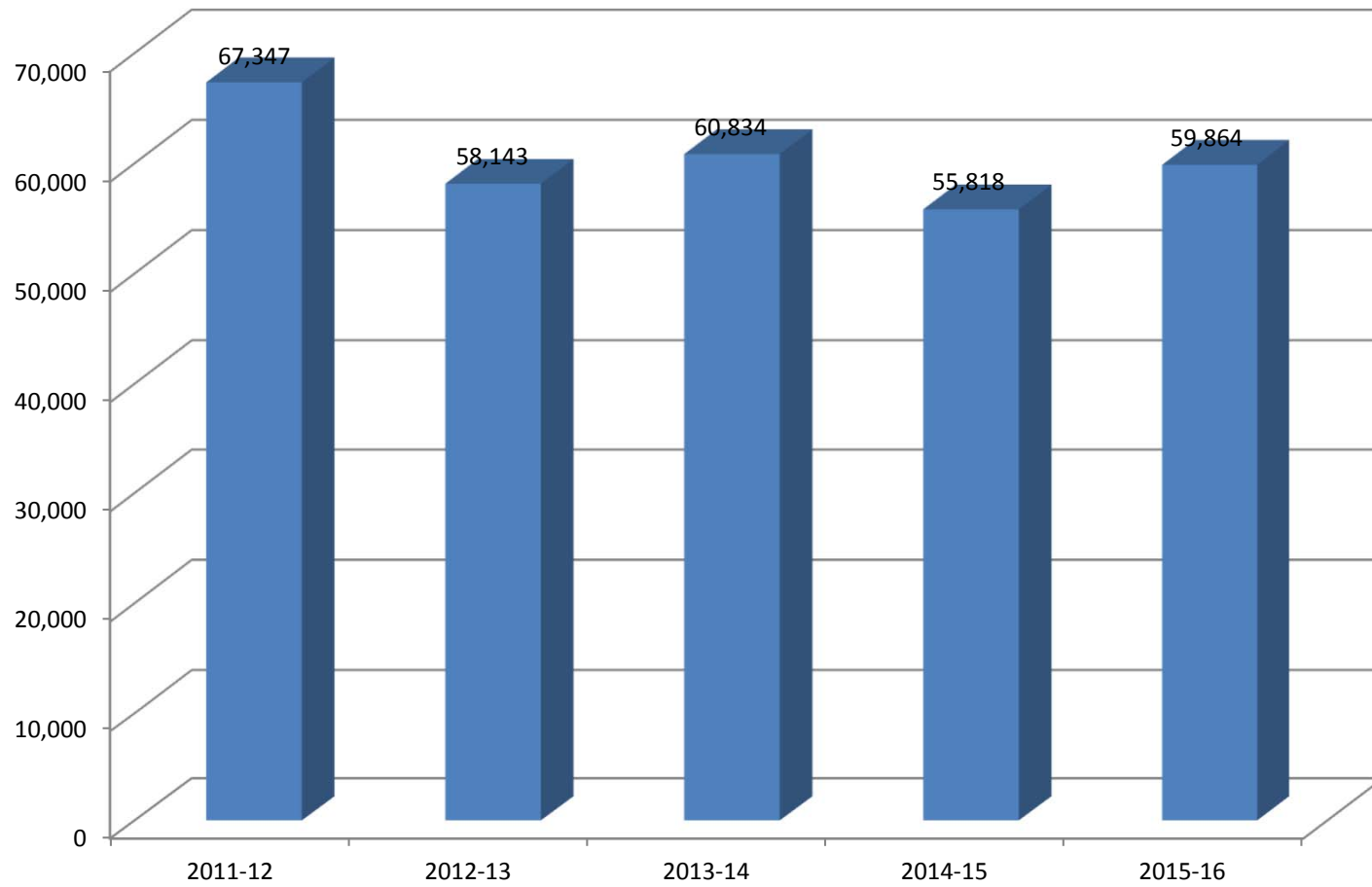
Year	Number of Sites	Operating Campuses	Owned Acres	Owned Buildings	Owned Total Gross Sq Ft	Building Values	Content Values	Combined Values
2011-12	4	1	127	17	254,777	\$39,525,685	\$3,241,858	\$42,767,543
2012-13	4	1	127	17	254,777	\$50,842,981	\$3,941,858	\$54,784,839
2013-14	4	1	127	18	283,110	\$51,863,081	\$3,941,858	\$55,804,939
2014-15	4	1	127	19	285,182	\$49,464,841	\$3,790,950	\$53,255,791
2015-16	4	1	127	19	285,182	\$57,335,241	\$3,633,691	\$60,968,932

Source: FCS Fact Book

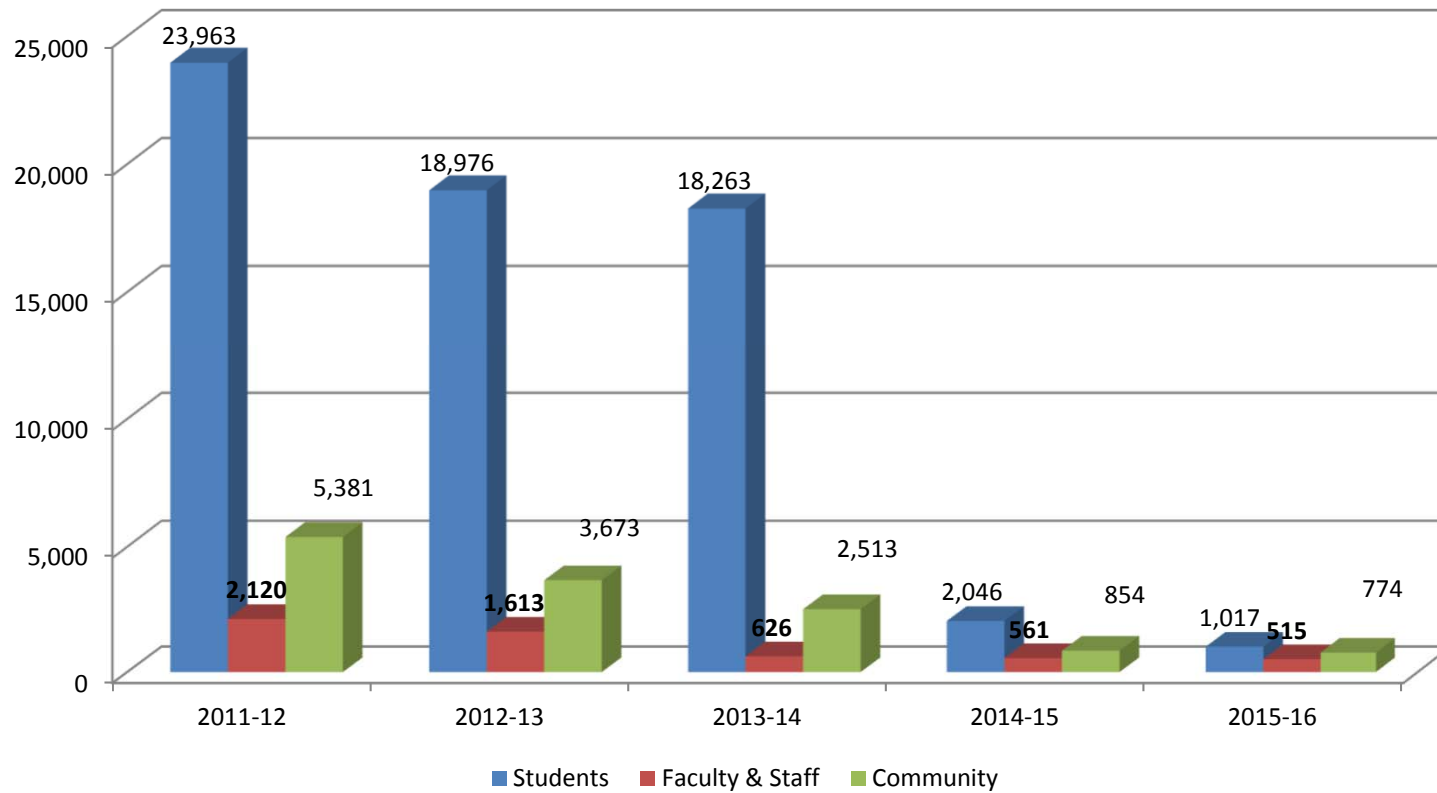
FKCC Learning Resources Center



FKCC Learning Resources Center: Door Count 2011-12 through 2015-16

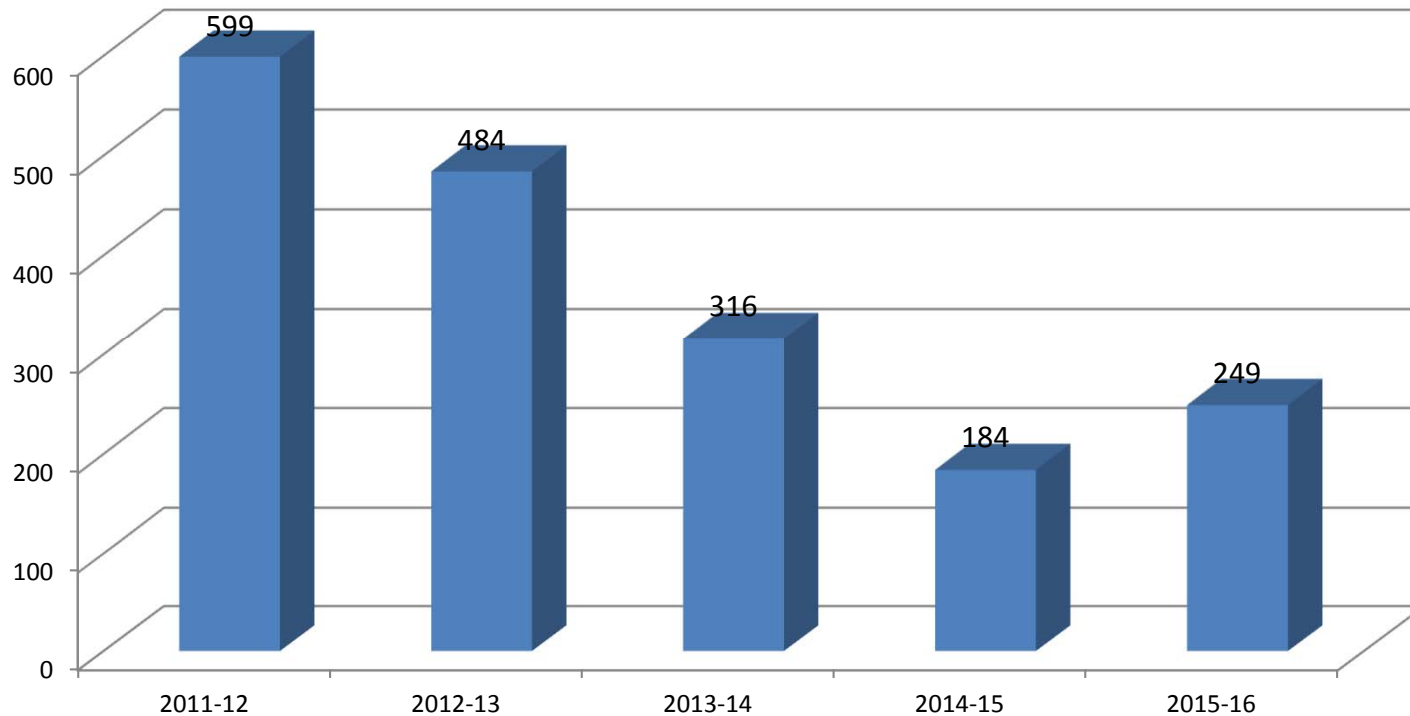


FKCC Learning Resources Center: Circulation Transactions by User Group 2011-12 through 2015-16



NOTE: Circulation stats no longer include computer checkouts in 2014-15. Computer usage procedure was revised to limit use to FKCC students, staff and faculty.

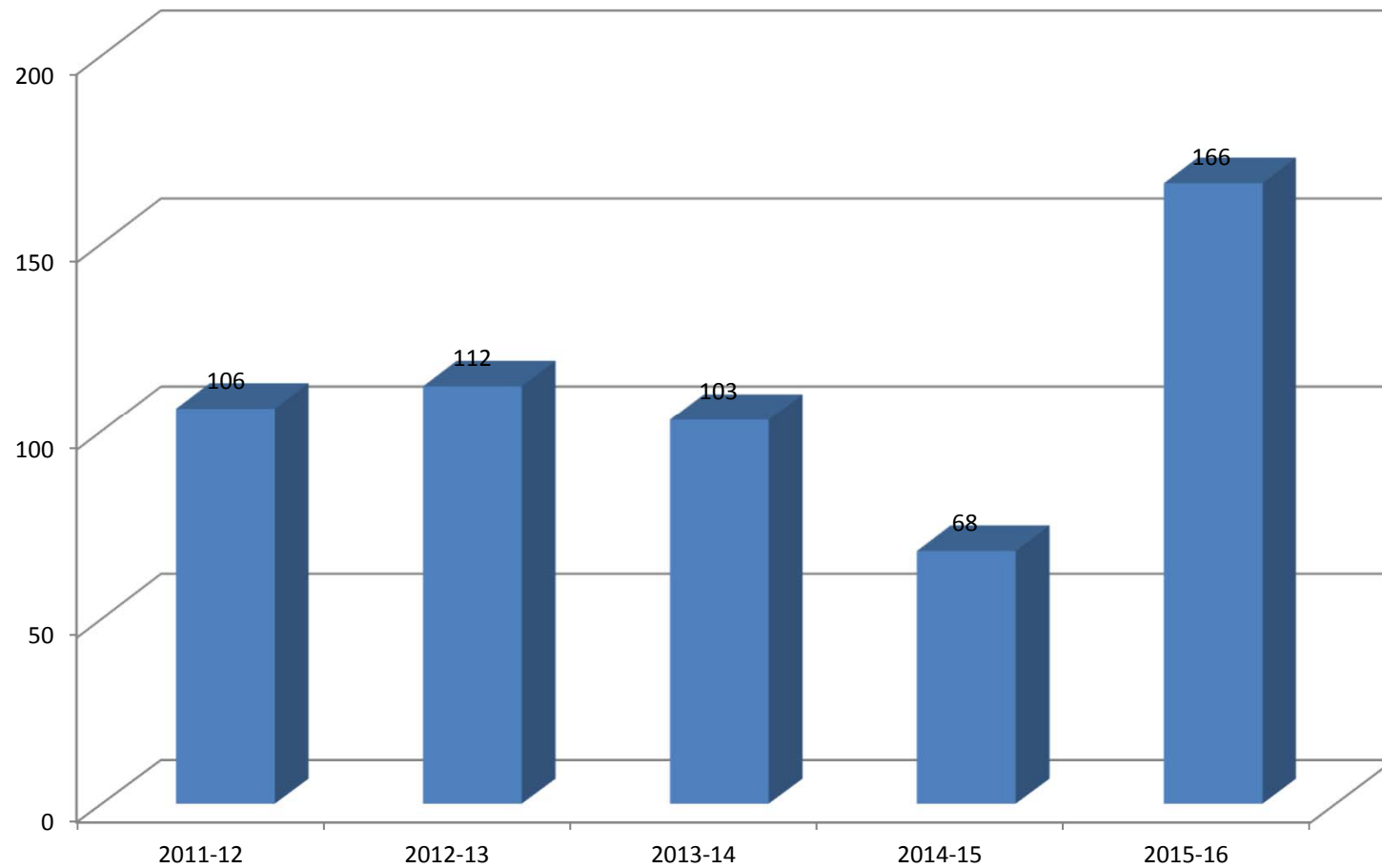
FKCC Learning Resources Center: Interlibrary Lending & Borrowing 2011-12 through 2015-16



The FKCC Library provides Interlibrary Loan services through the OCLC system, Aleph, and is a member of the Florida Network Statewide Delivery Program. Items are delivered electronically and through DLLI, our statewide courier service.

NOTE: There were no ILLs process for 3 months in 2014-15 due to staff shortages. ILL procedure was revised to limit requests to FKCC students, staff and faculty.

FKCC Learning Resources Center:
Programs, Orientation, Workshops & Information Literacy Sessions
2011-12 through 2015-16



Glossary



Glossary (Source: FCS Fact Book)

A & P (Advanced and Professional)

A program area with courses designed to provide the first two years of course work leading to an advanced or professional degree, including general education and specialized lower division courses to complete a transfer degree. It does not include college preparatory or non-college credit courses.

AA (Associate in Arts Degree)

A program of instruction consisting of courses offered to freshmen and sophomores in baccalaureate programs. This degree is awarded when a student completes sixty (60) college credits and other specified performance requirements. This degree program is designed to allow transfer to a four-year institution. Florida has a statewide articulation agreement between the Florida College System and the State University System.

AAS (Associate in Applied Science Degree)

Programs of instruction consisting of college-level courses that prepare students for entry into a specific field of employment. The degree is awarded when a student completes not less than sixty (60) college credits and other specified performance requirements.

Adult General Education

A comprehensive program of adult basic education, adult secondary education, general educational development (GED) test instruction, vocational preparatory instruction.

Advanced Technical Certificate

A program of instruction consisting of at least nine (9) hours and less than forty-five (45) credit hours of college level courses. Students in these programs must have already received an associate in science degree and are seeking an advanced specialized program of study to supplement their associate degree.

Apprenticeship

A vocational program registered with an approved registration agency in accordance with state and federal laws and regulations. In this program, a student will receive structured vocational skill training in a given job through a combination of on-the-job training and classroom instruction.

AS (Associate in Science Degree)

Programs of instruction consisting of college-level courses to prepare for entry into employment or transfer to a four-year institution. The degree is awarded when a student completes not less than sixty (60) college credits as well as attainment of specified performance.

Average Converted Salaries

The federal standard conversion factors of 0.909 and 0.818 have been applied to 2.5 and 3.0 semester salaries respectively to convert to a 2.0 semester equivalent.

Bachelor's Degree Programs

The following public community colleges have been authorized to offer baccalaureate degree programs: Chipola College; Miami Dade College; Okaloosa-Walton College; and St. Petersburg College.

BOT (Beginning-of-Term)

Data submitted early in a term, but after the end of drop and add. This data will not include many students in Adult General Education, Continuing Workforce Education, or Postsecondary Adult Education because many of the courses in these programs begin at various times during the term.

CCPF (Community College Program Fund)

Money allocated by the Legislature to operate the colleges for the next fiscal year.

CEEB (College Entrance Examination Board)

A national, nonprofit education association with a membership of over 2,500 colleges, universities, secondary schools, and educational associations and agencies. It is frequently referred to as the College Board. It is known for its Scholastic Achievement Test (SAT) and Advanced Placement (AP) programs.

Glossary Continued (Source: FCS Fact Book)

CIS (Community Instruction Services)

Non-credit instruction courses designed to meet community needs or recreation activities.

CLEP (College Level Examination Program)

A nationwide system of credit-by-examination sponsored by the College Entrance Examination Board. This test awards college credit based on test scores.

CO & DS (Capital Outlay and Debt Service)

Trust funds established by the State under Article XII of the Florida Constitution with funds derived from a portion of fees collected for automobile license tags that distributed to school districts and community colleges. CO & DS funds finance construction of school and community college facilities and service debts incurred by them for construction of educational facilities.

College Credit

The type of credit assigned to courses or course-equivalent learning that is part of an organized and specified college degree and college credit certificate programs.

College Preparatory Instruction

Courses through which a high school graduate who applies for any college credit program may attain the communication and computation skills necessary to enroll in college credit instruction. Section 1004.02 (11) Florida Statutes F.S.

Completer

A student who finishes a planned sequence of course or competencies designed to meet an academic or vocational occupational objective and has met all of the requirements of the institution for program completion.

Credit

Credit in the Fact book includes both college credit and vocational credit.

Continuing Workforce Education (CWE)

The classification of instruction designed to improve the job skills of employed persons. It may be tailored to a given employer and job (customized) or it may have broader applicability. Continuing Workforce Education (CWE) was formally Supplemental Vocational (Supp. Voc.).

DCT (Diversified Career Technology)

The purpose of this program is to provide students with “student-centered” selected occupational skills through employment related instruction and paid, on-the-job training, supervised by the employer and teacher/coordinator.

Direct Costs

The costs associated with conducting activities that are classified according to the principles and definitions in the federal Information Classification Structure (ICS).

DISAB (Disabled Student)

A student with a physical or mental impairment. The disability categories are self-reported by the student. Specific categories include visual, hearing, physical, speech, specific learning disability (psychological or neurological), or mental.

DISAD (Disadvantaged)

A student who is economically and/or academically disadvantaged.

Dual Enrollment

Enrollment of an eligible secondary or home education student in a postsecondary course creditable toward high school completion and a career certificate or an associate or baccalaureate degree.

Glossary Continued (Source: FCS Fact Book)

EAP

English for Academic Purposes

Educational and General Operations

Those activities supported by the general current fund and the restricted current fund.

Electronic Library Resources

Online full-text and abstract databases, newspapers, periodicals, journals, encyclopedias, directories, dictionaries, digitized materials, and e-books.

Enrollment

Enrollment is a duplicate count and refers to a count of students by course. A student will be counted for each course for which the student is enrolled.

First-Term, First-Year Student

First-Term, First-Year includes First-Time in College (FTIC) students, students enrolled in the Fall who were FTIC the prior summer, and students entering college for the first time after high school graduation with dual enrollment credit.

First-Year Student

A student who has completed less than 30 semester credits of undergraduate work.

FT (Full-Time) -- Credit Student

Any student enrolled for 12 semester credits or 24 or more contact hours during the Fall or Winter/Spring terms.

Full-Time Equivalent (FTE) Enrollment

Student semester hours divided by 30 for Advanced and Professional and Postsecondary Vocational instruction. For all other instruction, instructional clock hours divided by 900 hours. There are three kinds of FTE- Estimated, Projected, and Actual.

- Estimated Annual FTE for the current reporting year is based on the current FTE reported.
- Projected Annual FTE for future years is based on 3 to 6 historical years. The last historical year may be estimated.
- Actual FTE is the reported FTE as of the date of the report.

FTIC (First-Time in College) A student attending a college for the first time who has no credit toward a degree or formal award from any other institution who is enrolled in a course in an instructional area leading to a degree or certificate

Full Costs

The costs related to producing a specific quantity of output. Full costing is accomplished only for instructional programs, the assumption being that instruction is the production function of the Florida Community Colleges.

General Current Fund

The fund used to account for resources that are available for the general financial requirements of the college, of which the only restrictions are those imposed by law or the budget.

Headcount

Headcount is an unduplicated count that counts each student only once regardless of the number of courses in which a student is enrolled.

IPEDS

Integrated Postsecondary Education Data System (IPEDS) of the National Center for Education Statistics (NCES) of the U.S. Department of Education is a program that collects data as authorized by Section 490 of the Higher Education Amendments of 1992. Completion of the IPEDS surveys is an important part of each institution's Program Participation Agreement (PPA) with the Department of Education and is mandatory for eligibility for federal student financial assistance programs.

Glossary Continued (Source: FCS Fact Book)

LEP

Limited English Proficiency.

Library Materials Catalog via the Internet

The catalog of library-owned materials accessed by users through the Internet.

Library Materials Catalog via the Terminal

The catalog of library-owned materials accessed by users through dedicated LINCC (Library Information Network for Community Colleges) terminals.

LLL (Life Long Learning)

The classification for non-credit instruction of a community service nature, other than recreation or leisure, or the retaking of a course under specific circumstances.

Lower Level

The first two years of a baccalaureate degree program, also known as lower division. The term can refer to either the level of courses or the standing of a student. It traditionally consists of the freshman and sophomore year.

Matriculation Fees

The basic instructional charge paid by both resident and non-resident students per credit or credit equivalent.

Non-Degree Seeking Student

A student enrolled in courses for credit who has not declared that he/she is seeking a degree or other formal award.

Non-Resident

A student who is not a Florida resident and must pay the full tuition fees.

Other First-Year Student

A First-Year Student who is not a first-time in college (FTIC) student.

PECO (Public Education Capital Outlay and Debt Service Trust Fund)

The state bonding program for educational facilities in the public school, community college and university systems. Revenues are derived from the Gross Receipts tax on selected utility sales including electric, gas telecommunication services, co-generated electrical power transmission, including municipal corporations and recently added cable companies.

Printed Library Materials

Books, magazines, and other library materials physically housed at the institutional level.

Program Area

Program offerings are divided into the following types: Associate in Arts degree, College and Vocational Preparatory, Associate in Science degree, Associate in Applied Science degree, Postsecondary Vocational Certificate, Postsecondary Adult Vocational Certificate, Continuing Workforce Education, Adult Basic and Secondary (Adult High School and GED) Education, Community Instructional Services (Recreation and Leisure), Life Long Learning, and Apprenticeship.

Proprietary Electronic Library Resources

Commercial information databases available to community colleges under statewide license.

PSAV (Postsecondary Adult Vocational)- (Certificate Career Education)

Job Preparation programs, excluding Continuing Workforce Education, through which a student receives a vocational certificate upon completion of instruction.

Glossary Continued (Source: FCS Fact Book)

PSV (Postsecondary Vocational)- (Degree Career Education)

College credit job preparatory programs, through which a student receives an Associate in Science or Associate in Applied Science Degree, college credit certificate, Applied Technology Diploma, or an Advanced Technical Certificate, upon completion of instruction.

PT (Part-Time)

A student who is enrolled in less than 12 semester credits or less than 24 contact hours during the Fall or Winter/Spring terms.

Recreation and Leisure

The classification for non-credit, usually short courses, designed to enhance recreation and leisure instruction.

Resident for Tuition Purposes

A student who is a Florida resident per s.1009.21, F.S., and has maintained that residency for at least one year, and therefore eligible for the in-state tuition and fees rate.

Restricted Current Fund

The fund used to account for resources that are available for the operation and support of the educational programs but are restricted by donors or other outside agencies as to the specific purpose for which they may be expended.

Special Populations

People who meet the criteria for classification as having a Disability (DISAB), Limited English Proficiency (LEP), and/or Disadvantaged Economically (DISAD).

Tuition Fee

The instructional fee paid by non-resident students per credit or credit equivalent in addition to the matriculation fee.

Unexpended Plant Fund

The fund used to account for resources that are available for the acquisition or construction of physical property to be used for institutional purposes and resources designated for the major repair and/or replacement of institutional property.

Unweighted FTE (Full Time Equivalent)

FTE that have been calculated without using any weighting factors.

Upper Level

The last two years of a baccalaureate degree program, also known as upper division. The term can refer to either the level of courses or the standing of a student. It traditionally consists of the junior and senior years.

Vocational Credit

The type of credit assigned to courses or course equivalent learning that is part of an organized and specified vocational certificate program.

VOC. PREP. (Vocational Preparatory Instruction)

Adult general education through which persons attain academic and workforce readiness skills at the level of functional literacy (grade level 6.0 – 8.9) or higher so that such persons may pursue certificate career education or higher level career education. Competency-based instruction for students preparing to enroll in vocational credit instruction.

Workforce Education

Encompasses programs leading to Associate in Science degrees, Associate in Applied Science degrees, vocational certificates, college credit certificates, adult high school diplomas and GED's as well as continuing workforce and literacy training.