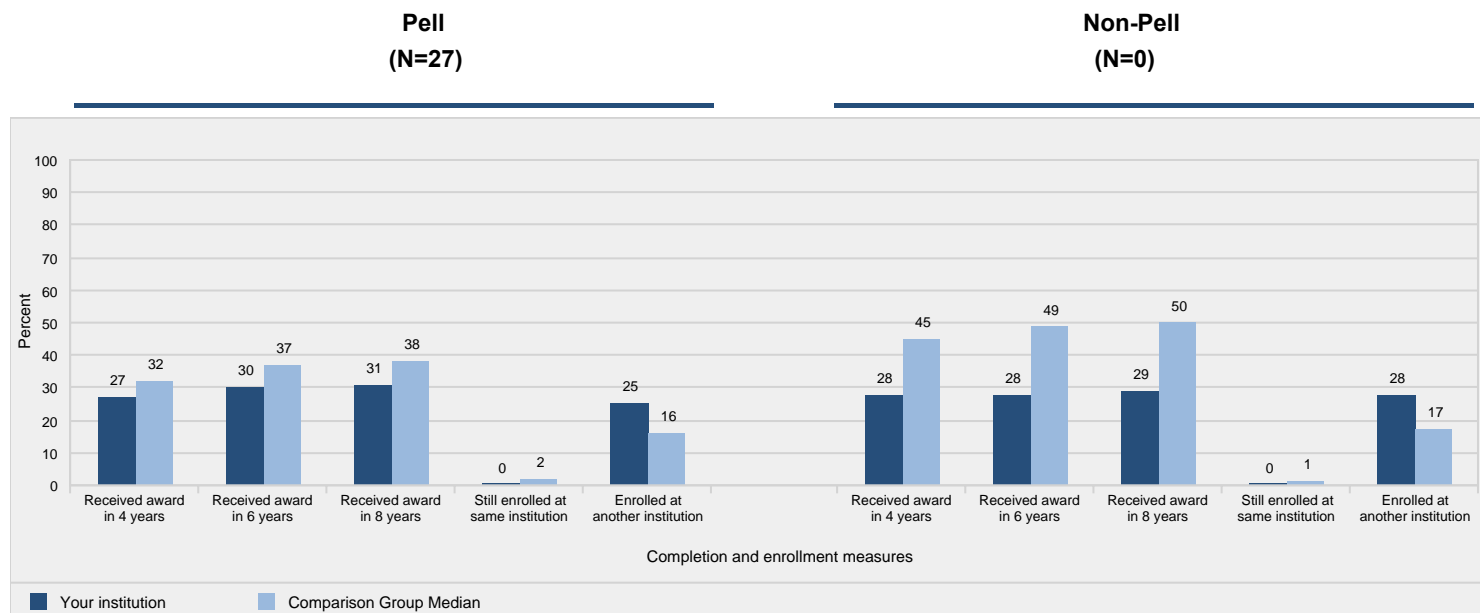


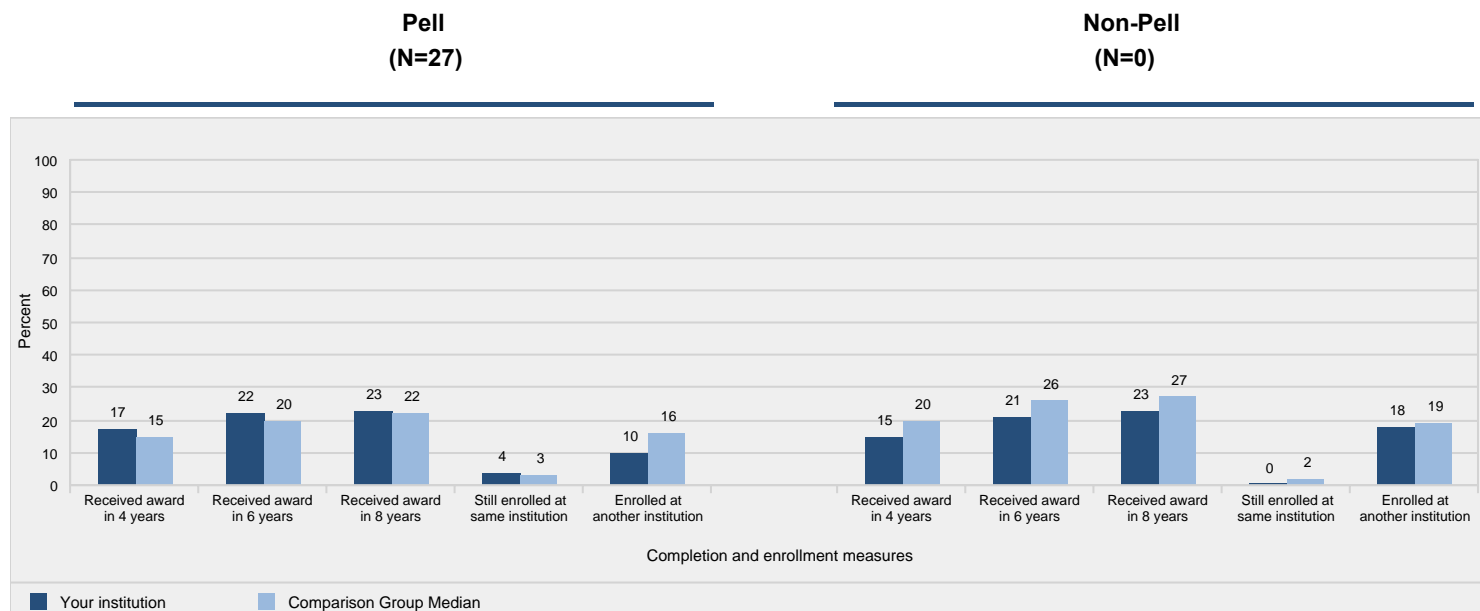
Figure 12. Award and enrollment rates of first-time, full-time, degree/certificate-seeking undergraduates after 8 years of entry, by Pell status: 2011-12 cohort



NOTE: Award measures are based on the highest award received after 8 years of entry and enrollment measures are based on students who did not receive an award after 8 years of entry. Student cohorts (i.e., First-time, full-time; First-time, part-time; Non-first-time, full-time; and Non-first-time, part-time) are degree/certificate-seeking undergraduate students who entered the institution between July 1, 2011-June 30, 2012. Pell recipients are students with demonstrated financial need. For more details, see the Methodological Notes. N is the number of institutions in the comparison group. Medians are not reported for comparison groups with less than three values.

SOURCE: U.S. Department of Education, National Center for Education Statistics, Integrated Postsecondary Education Data System (IPEDS); Winter 2019-20, Outcome Measures component.

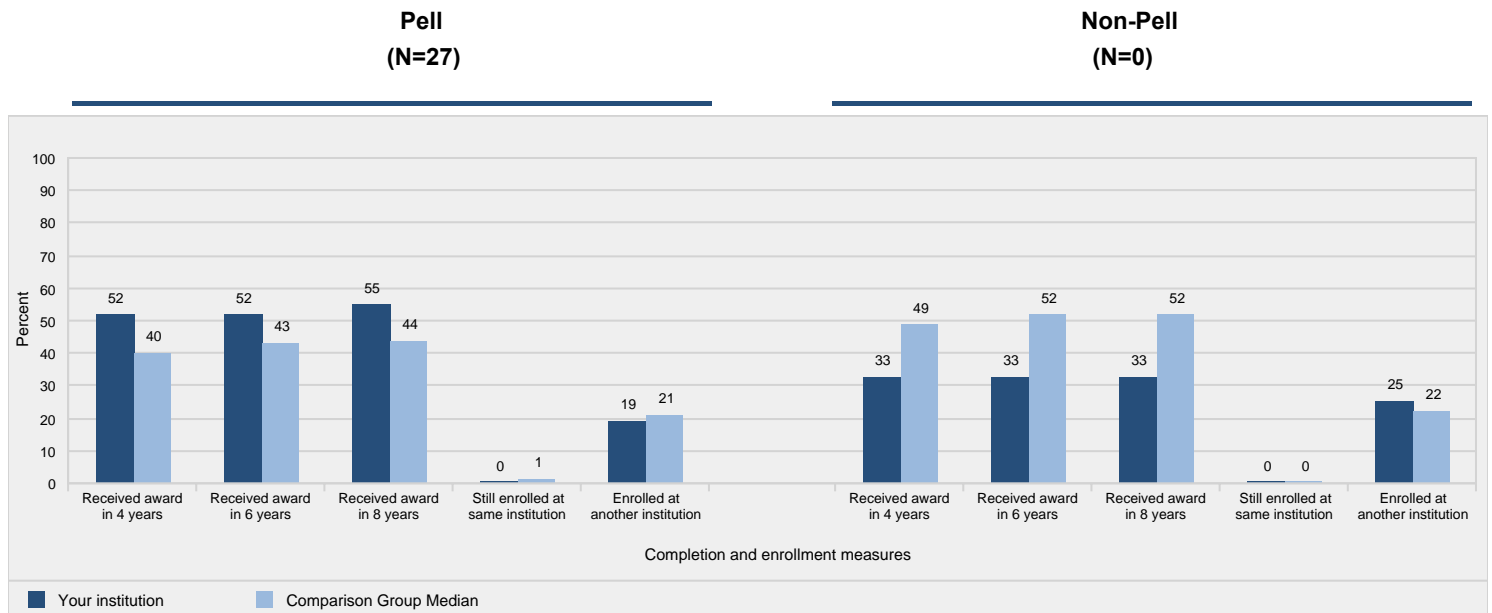
Figure 13. Award and enrollment rates of first-time, part-time, degree/certificate-seeking undergraduates after 8 years of entry, by Pell status: 2011-12 cohort



NOTE: Award measures are based on the highest award received after 8 years of entry and enrollment measures are based on students who did not receive an award after 8 years of entry. Student cohorts (i.e., First-time, full-time; First-time, part-time; Non-first-time, full-time; and Non-first-time, part-time) are degree/certificate-seeking undergraduate students who entered the institution between July 1, 2011-June 30, 2012. Pell recipients are students with demonstrated financial need. For more details, see the Methodological Notes. N is the number of institutions in the comparison group. Medians are not reported for comparison groups with less than three values.

SOURCE: U.S. Department of Education, National Center for Education Statistics, Integrated Postsecondary Education Data System (IPEDS); Winter 2019-20, Outcome Measures component.

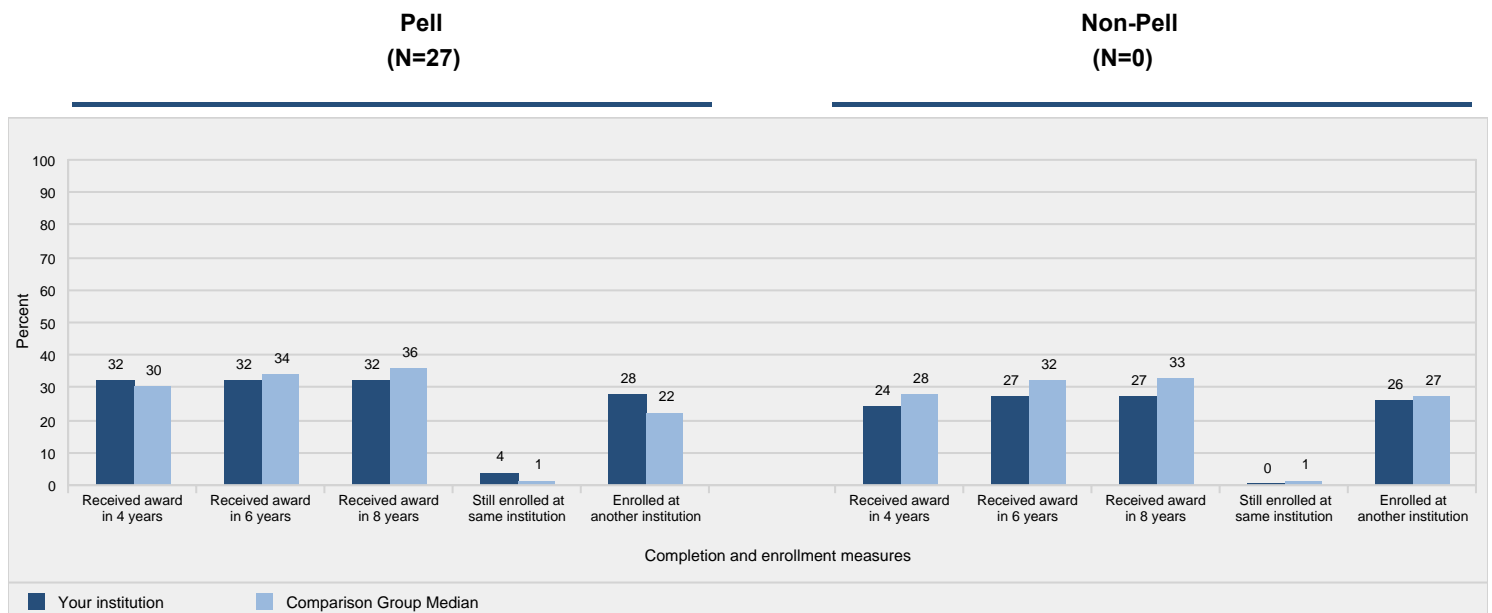
Figure 14. Award and enrollment rates of non-first-time, full-time, degree/certificate-seeking undergraduates after 8 years of entry, by Pell status: 2011-12 cohort



NOTE: Award measures are based on the highest award received after 8 years of entry and enrollment measures are based on students who did not receive an award after 8 years of entry. Student cohorts (i.e., First-time, full-time; First-time, part-time; Non-first-time, full-time; and Non-first-time, part-time) are degree/certificate-seeking undergraduate students who entered the institution between July 1, 2011-June 30, 2012. Pell recipients are students with demonstrated financial need. For more details, see the Methodological Notes. N is the number of institutions in the comparison group. Medians are not reported for comparison groups with less than three values.

SOURCE: U.S. Department of Education, National Center for Education Statistics, Integrated Postsecondary Education Data System (IPEDS); Winter 2019-20, Outcome Measures component.

Figure 15. Award and enrollment rates of non-first-time, part-time, degree/certificate-seeking undergraduates after 8 years of entry, by Pell status: 2011-12 cohort



NOTE: Award measures are based on the highest award received after 8 years of entry and enrollment measures are based on students who did not receive an award after 8 years of entry. Student cohorts (i.e., First-time, full-time; First-time, part-time; Non-first-time, full-time; and Non-first-time, part-time) are degree/certificate-seeking undergraduate students who entered the institution between July 1, 2011-June 30, 2012. Pell recipients are students with demonstrated financial need. For more details, see the Methodological Notes. N is the number of institutions in the comparison group. Medians are not reported for comparison groups with less than three values.

SOURCE: U.S. Department of Education, National Center for Education Statistics, Integrated Postsecondary Education Data System (IPEDS); Winter 2019-20, Outcome Measures component.